



# ELITE & PARA-CYCLING TRACK

## NATIONAL CHAMPIONSHIPS

JULY 10–14, 2024 | CARSON, CA



## Communique 1

### Chief Referee Announcement

#### PRINCIPAL OFFICIALS:

Chief Referee – Chris Pease

Starter – Dot Abbot

Judge Referee – Randy Shafer

Secretary – Noreen Landis-Tyson (Give team composition changes to the Secretary)

Chief Judge – Marcella Weiss (Give all protests concerning results to the Chief Judge)

**Additional Officials:** Annabell Holland, Bonnie Walker, Chris Clarke, James Abbot, Matt Martinez, Sam Alpert, Steve Borer

#### GENERAL:

- Daily information will be distributed to participants in nightly emails.
- In general, the track will be open 1.5 hours before racing begins and will close 10 minutes before each session begins.
- Riders who wish to register for an event must do so by 12noon the day prior to the event.
- The wearing of an approved rigid safety helmet, done up in a correct manner, is mandatory for riders at all times when riding on the track surface and safety zone. (Not required for stationary trainers/rollers).
- No equipment will be allowed on the track safety zone.
- The access to the track must always be kept clear. All track access ramps shall be kept free of any material and team personnel.
- In mass start events, the riders shall enter the track from the home straight and leave the track from the back straight.
- Session schedules, start lists and results can be found at <https://tracktiming.live/>
- Crossing the track is prohibited, you must use the tunnel or stairway.

#### Bib Numbers:

For races where 2 hip numbers are required, please place them so that one hip number is on the left side positioned horizontally for the photo finish and the other number positioned horizontally for the announcer and the spectators outside of the track. It is the rider's

responsibility to ensure the number is visible or risk a \$30 fine per occurrence. The following numbers are required to be worn in the various disciplines

- Pursuit and Timed Disciplines: 1 number in the center of the back or 2 hip numbers.
- All other events, including the 200m qualifying for sprints: 2 hip numbers.

Numbers may not be trimmed or folded. Riders presenting themselves at the line without the proper numbers, with their numbers trimmed, or with their numbers folded or unreadable may have their start refused. **Number pockets may be used for standing start events only.** Below you will find a breakdown per event where the use of number pockets will be permitted.

Event	Number Pockets
Sprint (qualification and match sprint)	X
Keirin	X
Mass start events	X
Time Trial (500m, 1km)	OK
Individual Pursuit	OK
Team Sprint	OK
Team Pursuit	OK

**Bike inspection** must be performed PRIOR to arriving in the staging area. It is the rider's responsibility to complete bike check and arrive in the staging area on time. We reserve the right to measure a rider's height.

#### **SCHEDULE:**

Any changes to the race schedule will be published the preceding day and may include addition of qualifying rounds, or the cancellation of heats or rounds if none are needed. Distances for heats are those published in the schedule.

For those events where seeding is based on a timed qualification, riders withdrawing after qualifications and before the first heats are established will be replaced by the next fastest rider. All withdrawals must be promptly reported to the race secretary.

All changes in composition of team events between rounds must be given to the Race Secretary prior to the following deadlines:

- Team Sprint & Team Pursuit changes: 30 minutes before the start of the relevant competition round.

Standing starts are permitted on the home straight only under the following circumstances:

- one rider at a time (1x1),
- in the sprinter's lane, and
- only with someone stationed in corner 4, signaling with a whistle & red flag to the other riders on the track.

**EVENT CONDUCT:** All events will be run under UCI regulations.

- **Start Procedures for Time Trials, Pursuits, and Team Sprint:** Riders will use a start gate. The starting procedure for Elite events is as follows: once the rider's bike is in the gate (or both riders if two-up), a 50 second countdown will begin.

The starting procedure for Para-Cycling events is as follows: once the rider(s) is in the gate and ready to start (or both riders if two-up), a 15 second countdown will begin.

- **Team events:** Teams are expected to provide a holder for their riders. If the team is not able to provide holders, please let the secretary know at least 30 min before the session.
- **Delaying the Program:** Please watch the schedule and keep from delaying the program. Any rider delaying the program may be assessed a warning or fine.

**AWARDS & CEREMONIES:**

**National Champions and Medals.** Medals will be awarded to the top three finishers (teams) in each Track National Championship Event. Riders are to present themselves in their team kit. No hats or sunglasses are permitted.

**ANTIDOPING:**

**Testing** will be conducted by USADA for this event in accordance with USADA regulations.



# ELITE & PARA-CYCLING TRACK



NATIONAL CHAMPIONSHIPS  
JULY 10–14, 2024 | CARSON, CA

## Decisions – Day 1 - REVISED

**Rider No. 128 JAMES Morgan** (Velo Club LaGrange) is fined \$25 for improperly withdrawing from the Women's Omnium.

**Rider No. 119 DEYE Mia** (Star Track) is fined \$25 for improperly withdrawing from the Women's Sprint.

**Rider No. 39 BONILLA Louis** (IRONFLY) Men's Sprint 1/8 Final Round: Relegation for crowding their opponent with the intention of causing them to slow down



# ELITE & PARA-CYCLING TRACK



NATIONAL CHAMPIONSHIPS  
JULY 10–14, 2024 | CARSON, CA

## Decisions – Day 1 - REVISED

**Rider No. 128 JAMES Morgan** (Velo Club LaGrange) is fined \$25 for improperly withdrawing from the Women's Omnium.

**Rider No. 119 DEYE Mia** (Star Track) is fined \$25 for improperly withdrawing from the Women's Sprint.

**Rider No. 39 BONILLA Louis** (IRONFLY) Men's Sprint 1/8 Final Round: Relegation for crowding their opponent with the intention of causing them to slow down



# ELITE & PARA-CYCLING TRACK



NATIONAL CHAMPIONSHIPS  
JULY 10-14, 2024 | CARSON, CA

## Decisions – Day 2

No. 110 MATTSON Megan – Women Time Trial Qualifying

Fine of \$50 for failure to obey commissaire's instructions [ 3.9, 7.1-7.4]



# ELITE & PARA-CYCLING TRACK



NATIONAL CHAMPIONSHIPS  
JULY 10–14, 2024 | CARSON, CA

## Decisions – Day 3

No. 101 PATRICK Chloe (CYNISCA CYCLING) – Women's Elimination

Relegation for entering the sprinter's lane when the opponent was already there [5.1]



# ELITE & PARA-CYCLING TRACK



NATIONAL CHAMPIONSHIPS  
JULY 10–14, 2024 | CARSON, CA

## Decisions – Day 4

No. 109 WINTZ Mary (SMH) – Women’s Team Sprint Bronze Medal Ride

\$50 fine for race number not being visible to commissaires





# ELITE & PARA-CYCLING TRACK



























NATIONAL CHAMPIONSHIPS  
JULY 10-14, 2024 | CARSON, CA










## Rider List

### Entries by Last Name

Number of Entries: 99  
(Click Column Heading to Sort)

Bib	Name	Category	Team	State	Events
55	ABERS Brian	ME	BRIHOP COACHING	 CO	TS
3	ABSHIRE Lance	ME	CHANEY WINDOWS AND DOORS	 LA	ELIM O TP PTS SCR
137	ADEJUMO Hollie	WE	LEXUS VELODROME / DETROIT MAVERICKS	 MI	ELIM K O PTS SCR TT
121	AINSLIE Keely	WE	ASCP ELITE	 CA	TS TT
7	ATMORE Joesph	ME	PERFORMANCE CYCLE COACHING	 CA	TT
114	AXELL Marissa	WE	REVOLUTION RACING TEAM	 CA	IP O SCR
4	BAKER Carsten	ME	VELO TRACK CYCLING P/B FATC	 CA	ELIM IP O PTS SCR TT
118	BATES Hayley	WE	CHAMPION FACTORY	 CA	IP O TP SCR
40	BERTET Joel	ME	BLACKLINE RACING	 CA	S TT
39	BONILLA Louis	ME	IRONFLY	 CA	K TS S TT
57	BONILLA Christopher	ME	TMB DEVELOPMENT P/B EQUATOR COFFEES	 CA	S SCR
5	BOONE Evan	ME	PERFORMANCE CYCLE COACHING	 AZ	K TS S
104	BORDEN Chelsea	WE	PROJEKT	 NY	ELIM O PTS SCR
198	BOSCO Samantha	WC.4	BOSCO BIKE FITS	 CA	IP
10	BOWIE John	ME	WATER LINE RACING	 WA	ELIM TP PTS SCR TT
8	BREUER Daniel	ME	CHANEY WINDOWS AND DOORS	 GA	O PTS SCR
37	BREWER Alex	ME		 CA	K S
48	BUSS Ian	ME	STAR TRACK	 PA	TS TT
199	CHADWICK Hannah	WB	US PARACYCLING	 CO	TT
136	CHRISTIAN Sylese	WE		 CA	TS S
15	CHU Andrew	ME	EDGE CYCLING	 NY	K TS S
49	COOK Codey	ME		 CO	O PTS SCR
46	DAVIDSON Chants	ME	MACC RACING	 GA	O SCR
32	DAVIS Elliott	ME	WATER LINE RACING	 CA	TS
119	DEYE Mia	WE	STAR TRACK	 PA	K TS S SCR
19	DOMONOSKE David	ME	ALTO VELO	 CA	ELIM O TP PTS SCR TT

Bib	Name	Category	Team	State	Events
115	ELLISON Jordan	WE		 CA	K TS S
132	ESPINOZA Skyler	WE		 CA	IP
124	FEDEWA Rita	WE		 CO	TS TT
130	FLANIGAN Annika	WE	EDGE CYCLING	 PA	K TS S TT
35	FORD Andrew	ME		 CA	K TS S
12	GALLAGHER Merrick	ME	JERRY BAKER JUNIORS	 WA	IP O TP
117	GONZALEZ Amanda	WE		 MI	ELIM K TP SCR
22	GOSSI Paul	ME	AUDI RENO TAHOE CYCLING TEAM	 NV	IP TT
50	GREEN Bradley	ME	STAR TRACK	 PA	O PTS SCR
42	GRINE Keith	ME	SERIOUS CYCLING	 CA	S
129	GULICK Colleen	WE	TEAM SKYLINE - CADENCE	 CA	ELIM O TP SCR
44	GUZIK Christopher	ME	RED PELOTON	 CA	ELIM SCR
47	HAGGARD Max	ME	WATER LINE RACING	 CA	IP TP PTS SCR
120	HAMILTON Catherine	WE		 CA	TS TT
122	HANKINS Kayla	WE	AMERICAN SPRINT CYCLING PROGRAM	 AZ	K TS S
52	HARTMAN Joshua	ME	BRIHOP COACHING	 CA	TS
9	HAUCK Grayson	ME	STAR TRACK	 PA	K TS S TT
116	HAYES Emily	WE		 SC	K TS S TT
31	HERSAM Donald	ME	TERUN ELITE	 CA	O PTS SCR
51	HUANG Kevin	ME	TEAM VELOZ	 IL	O PTS SCR
128	JAMES Morgan	WE	VELO CLUB LA GRANGE	 CA	ELIM IP O TP SCR
41	JAMESON Corey	ME	WATER LINE RACING	 CA	K TS S TT
1	JOHNSON Anders	ME	CHANNEY WINDOWS AND DOORS	 UT	IP O TP PTS SCR
123	KENDALL Kat	WE	IRONFLY/CADEMY JUNIOR DEVELOPMENT	 CA	ELIM TP PTS SCR
45	KISSEE Ed	ME	CANYON VELO	 CA	TS
11	KOLLER Finn	ME	EDGE CYCLING	 PA	K TS S
112	KUDLATA Claire	WE	MONARCH RACING	 WI	ELIM O PTS SCR
2	LANGE Colby	ME	CHANNEY WINDOWS AND DOORS	 CO	O
127	LAWRENCE Stephanie	WE	STAR TRACK	 CO	K TS SCR
30	LAWSON Dylan	ME	BELL LAP CYCLEWORKS PB DOGWOOD CYCLEWORX	 GA	O SCR
56	MANN Zephin	ME		 SC	TS
110	MATTSON Megan	WE		 CA	TS TT
20	MCDONALD Joshua	ME	PERFORMANCE CYCLE COACHING	 CA	K TT
106	MCKEE Mckenna	WE	KIRK WHITEMAN COACHING	 WA	K TS S TT
197	MORELLI Shawn	WC.4	DNA CYCLING	 KS	IP SCR TT WE-SCR
33	MYERS Reid	ME		 CA	TS

Bib	Name	Category	Team	State	Events
43	NEWMAN Jeff	ME	SIMPLE GREEN/CYCLES VELOCE	 CA	TS
21	PAK Justin	ME	STAR TRACK	 NY	ELIM O SCR
101	PATRICK Chloe	WE	CYNISCA CYCLING	 CA	ELIM O TP PTS SCR
105	PATTISHALL Reagen	WE	EDGE CYCLING	 PA	ELIM IP O PTS SCR
14	PAUL Wyatt	ME	WATER LINE RACING	 WA	K TP S TT
28	PYKE Matthew	ME	MONSTER RACING CADENCE CYCLERY	 CA	IP
24	RENEAU Sterling	ME		 CA	TS
16	RHIM Brendan	ME	PROJECT ECHELON RACING	 CO	O
17	ROBERTS Nicholas	ME	EDGE CYCLING	 PA	K TS S
103	RUTECKI Julianna	WE	BIKE WORKS P/B FRED BEANS	 PA	ELIM IP O TP PTS SCR
133	SHELBERG Emily	WE	TEAM ERO	 MD	S TT
126	SCHWAB Missy	WE	ERO SPORTS	 PA	K TS S SCR
34	SEGGEBRUCH Spencer	ME	CHANEY WINDOWS AND DOORS	 MO	TP
6	SIEGEL Alex	ME	WATER LINE RACING	 WA	K TS S
26	SIMS Patton	ME	STAR TRACK	 LA	IP O PTS SCR
134	SNIEDERS Monique	WE	VELO CLUB LA GRANGE	 CA	ELIM PTS SCR
113	SPERANZA Lucy	WE	EDGE CYCLING	 PA	IP O PTS SCR
18	STEIN Dakota	ME	EDGE CYCLING	 PA	ELIM O PTS SCR
102	STEVENSON Elizabeth	WE	MAD TRACK CYCLING / LEXUS VELODROME DETROIT	 MI	ELIM IP O PTS SCR
23	TANG Geneway	ME	EDGE CYCLING	 NY	K TS S
27	TERRELL John	ME		 TX	
98	TERRELL John	MC.4		 TX	IP ME-PTS
38	TRAN Vinh	ME	SORRY COACH CYCLE CLUB	 CA	S
131	VERMA Divya	WE	EDGE CYCLING	 PA	K S
135	VOTAVA Candice	WE	PHILLY BIKE EXPO	 PA	ELIM O PTS SCR
53	WALTERS Dalton	ME	UNATTACHED	 CA	K TS S
99	WALTON Branden	MB		 CA	IP TT
25	WATKINS Michael	ME	JACOMO RACING P/B MINSKY'S PIZZA	 CO	ELIM O PTS SCR
29	WEATHERS Andrew	ME	ATOMIC	 TX	TT
111	WELLS Mackenzie	WE	SHADOW CYCLING COLLECTIVE	 NY	K S SCR TT
13	WHITMORE Mark	ME	OKAY CC	 IL	ELIM PTS SCR
109	WINTZ Mary	WE	VELOFEMME P/B LITZLER	 OH	TS S TT
54	WOLKOFF Jay	ME	SIMPLE GREEN	 CA	TS
108	WUNROW Jacqueline	WE	PSIMET RACING	 IL	K S TT
125	YOSLOV Hayley	WE		 CA	TS TT
36	ZITTER Daniel	ME		 CA	IP
107	ZUBRIS Kimberly	WE	BIKE WORKS P/B FRED BEANS	 PA	ELIM IP O TS PTS SCR

Timing & Results by One2Go Event Services



# ELITE & PARA-CYCLING TRACK

## NATIONAL CHAMPIONSHIPS

JULY 10-14, 2024 | CARSON, CA



### Medal Summary

After 27 of 27 Events

Place	From	Men				Women				Total			
		G	S	B	Tot	G	S	B	Tot	G	S	B	Tot
1	CA - California	3	2	3	8	1	5	2	8	4	7	5	16
2	Composite Teams	2	2	2	6	2	2	2	6	4	4	4	12
3	WA - Washington	2	1		3	2		1	3	4	1	1	6
4	PA - Pennsylvania			2	2	3	2	2	7	3	2	4	9
5	UT - Utah	3	1		4					3	1		4
6	KS - Kansas	2	1		3					2	1		3
7	CO - Colorado	1		2	3	1			1	2		2	4
8	AZ - Arizona	2			2			1	1	2		1	3
9	SC - South Carolina					1	1	1	3	1	1	1	3
10	MI - Michigan					1		1	2	1		1	2
11	TX - Texas	1			1					1			1
12	LA - Louisiana		2	1	3						2	1	3
13	GA - Georgia		1		1						1		1
14	NY - New York		1		1						1		1

Generated: 2024-07-14 10:59:06



# ELITE & PARA-CYCLING TRACK

## NATIONAL CHAMPIONSHIPS

JULY 10-14, 2024 | CARSON, CA



### Start List

#### Men Sprint Qualifying - 200m - 3.5 Laps

Communique #1.1

World Record	9.100 PAUL Nicholas TTO	Cochabomba BOL	4 SEP 2019
American Record	9.598 MELLEN James USA	Cochabomba BOL	6 SEP 2019

Qualification Rule: Top 16 riders qualify for the 1/8 finals. Others will be ranked by Qualification time

	Bib	Name	Team	From
Heat 1	40	BERTET Joel	BLACKLINE RACING	LOS ANGELES, CA
Heat 2	57	BONILLA Christopher	TMB DEVELOPMENT P/B EQUATOR COFFEES	SAN JOSE, CA
Heat 3	42	GRINE Keith	SERIOUS CYCLING	SIMI VALLEY, CA
Heat 4	41	JAMESON Corey	WATER LINE RACING	SAN DIEGO, CA
Heat 5	39	BONILLA Louis	IRONFLY	LONG BEACH, CA
Heat 6	38	TRAN Vinh	SORRY COACH CYCLE CLUB	CANOGA PARK, CA
Heat 7	37	BREWER Alex		LAKEWOOD, CA
Heat 8	35	FORD Andrew		EL CERRITO, CA
Heat 9	14	PAUL Wyatt	WATER LINE RACING	SEATTLE, WA
Heat 10	11	KOLLER Finn	EDGE CYCLING	BETHLEHEM, PA
Heat 11	9	HAUCK Grayson	STAR TRACK	ALLENTOWN, PA
Heat 12	6	SIEGEL Alex	WATER LINE RACING	SEATTLE, WA
Heat 13	23	TANG Geneway	EDGE CYCLING	NEW YORK, NY
Heat 14	17	ROBERTS Nicholas	EDGE CYCLING	WHITEHALL, PA
Heat 15	15	CHU Andrew	EDGE CYCLING	FLUSHING, NY
Heat 16	53	WALTERS Dalton	UNATTACHED	LONG BEACH, CA
Heat 17	5	BOONE Evan	PERFORMANCE CYCLE COACHING	SIERRA VISTA, AZ

Generated: 2024-07-10 18:20:11



# ELITE & PARA-CYCLING TRACK

NATIONAL CHAMPIONSHIPS  
JULY 10-14, 2024 | CARSON, CA



## Official Results

### Men Sprint Qualifying - 200m - 3.5 Laps

Communique #1.2

World Record	9.100 PAUL Nicholas TTO	Cochabomba BOL	4 SEP 2019
American Record	9.598 MELLEEN James USA	Cochabomba BOL	6 SEP 2019

Qualification Rule: Top 16 riders qualify for the 1/8 finals. Others will be ranked by Qualification time

Place	Bib	Name	Team / From	100m	Time	km/h
1	5	BOONE Evan	PERFORMANCE CYCLE COACHING SIERRA VISTA, AZ	5.190 (3)	<b>10.160</b> 4.970 (1)	70.866 <b>Q</b>
2	53	WALTERS Dalton	UNATTACHED LONG BEACH, CA	5.180 (2)	<b>10.220</b> 5.040 (2)	70.450 <b>Q</b> +0.060
3	11	KOLLER Finn	EDGE CYCLING BETHLEHEM, PA	5.220 (4)	<b>10.280</b> 5.060 (3)	70.039 <b>Q</b> +0.120
4	23	TANG Geneway	EDGE CYCLING NEW YORK, NY	5.180 (1)	<b>10.310</b> 5.130 (4)	69.835 <b>Q</b> +0.150
5	14	PAUL Wyatt	WATER LINE RACING SEATTLE, WA	5.260 (5)	<b>10.410</b> 5.150 (5)	69.164 <b>Q</b> +0.250
6	17	ROBERTS Nicholas	EDGE CYCLING WHITEHALL, PA	5.320 (6)	<b>10.570</b> 5.250 (6)	68.117 <b>Q</b> +0.410
7	41	JAMESON Corey	WATER LINE RACING SAN DIEGO, CA	5.340 (7)	<b>10.720</b> 5.379 (8)	67.164 <b>Q</b> +0.560
8	15	CHU Andrew	EDGE CYCLING FLUSHING, NY	5.440 (9)	<b>10.800</b> 5.360 (7)	66.667 <b>Q</b> +0.640
9	6	SIEGEL Alex	WATER LINE RACING SEATTLE, WA	5.430 (8)	<b>10.830</b> 5.400 (9)	66.482 <b>Q</b> +0.670
10	39	BONILLA Louis	IRONFLY LONG BEACH, CA	5.540 (10)	<b>11.240</b> 5.700 (12)	64.057 <b>Q</b> +1.080
11	35	FORD Andrew	EL CERRITO, CA	5.680 (12)	<b>11.300</b> 5.620 (10)	63.717 <b>Q</b> +1.140
12	42	GRINE Keith	SERIOUS CYCLING SIMI VALLEY, CA	5.600 (11)	<b>11.390</b> 5.790 (13)	63.213 <b>Q</b> +1.230
13	9	HAUCK Grayson	STAR TRACK ALLENTOWN, PA	6.010 (17)	<b>11.670</b> 5.660 (11)	61.697 <b>Q</b> +1.510
14	37	BREWER Alex	LAKEWOOD, CA	5.870 (13)	<b>11.720</b> 5.850 (14)	61.433 <b>Q</b> +1.560
15	57	BONILLA Christopher	TMB DEVELOPMENT P/B EQUATOR CO SAN JOSE, CA	5.950 (15)	<b>11.940</b> 5.990 (15)	60.302 <b>Q</b> +1.780
16	38	TRAN Vinh	SORRY COACH CYCLE CLUB CANOGA PARK, CA	5.900 (14)	<b>11.980</b> 6.080 (16)	60.100 <b>Q</b> +1.820
17	40	BERTET Joel	BLACKLINE RACING LOS ANGELES, CA	6.004 (16)	<b>12.200</b> 6.195 (17)	59.016 +2.040

Timing & Results by One2Go Event Services





# ELITE & PARA-CYCLING TRACK

NATIONAL CHAMPIONSHIPS  
JULY 10-14, 2024 | CARSON, CA



## Start List

### Women Sprint Qualifying - 200m - 3.5 Laps

Communique #1.3

World Record	10.154 MITCHELL Kelsey CAN	Cochabomba BOL	4 SEP 2019
American Record	10.555 GODBY Madalyn USA	Aguascalientes MEX	10 AUG 2017

Qualification Rule: Top 16 riders qualify for the 1/8 finals. Others will be ranked by Qualification time

	Bib	Name	Team	From
Heat 1	136	CHRISTIAN Sylese		LONG BEACH, CA
Heat 2	133	SCHELBERG Emily	TEAM ERO	LINTHICUM, MD
Heat 3	130	FLANIGAN Annika	EDGE CYCLING	BETHLEHEM, PA
Heat 4	126	SCHWAB Missy	ERO SPORTS	BARTO, PA
Heat 5	119	DEYE Mia	STAR TRACK	GEIGERTOWN, PA
Heat 6	115	ELLISON Jordan		SHERMAN OAKS, CA
Heat 7	111	WELLS Mackenzie	SHADOW CYCLING COLLECTIVE	BROOKLYN, NY
Heat 8	108	WUNROW Jacqueline	PSIMET RACING	GLENDALE HEIGHTS, IL
Heat 9	109	WINTZ Mary	VELOFEMME P/B LITZLER	CINCINNATI, OH
Heat 10	116	HAYES Emily		YORK, SC
Heat 11	131	VERMA Divya	EDGE CYCLING	BREINIGSVILLE, PA
Heat 12	122	HANKINS Kayla	AMERICAN SPRINT CYCLING PROGRAM	SCOTTSDALE, AZ
Heat 13	106	MCKEE Mckenna	KIRK WHITEMAN COACHING	VANCOUVER, WA

Generated: 2024-07-10 14:41:47

Timing & Results by One2Go Event Services



# ELITE & PARA-CYCLING TRACK

## NATIONAL CHAMPIONSHIPS

JULY 10-14, 2024 | CARSON, CA



### Official Results

#### Women Sprint Qualifying - 200m - 3.5 Laps

Communique #1.4

World Record	10.154 MITCHELL Kelsey CAN	Cochabomba BOL	4 SEP 2019
American Record	10.555 GODBY Madalyn USA	Aguascalientes MEX	10 AUG 2017

Qualification Rule: Top 16 riders qualify for the 1/8 finals. Others will be ranked by Qualification time

Place	Bib	Name	Team / From	100m	Time	km/h
1	116	HAYES Emily	YORK, SC	5.680 (1)	<b>11.250</b> 5.570 (2)	64.000 <b>Q</b>
2	122	HANKINS Kayla	AMERICAN SPRINT CYCLING PROGRA SCOTTSDALE, AZ	5.720 (2)	<b>11.320</b> 5.600 (3)	63.604 <b>Q</b> +0.070
3	106	MCKEE Mckenna	KIRK WHITEMAN COACHING VANCOUVER, WA	5.820 (3)	<b>11.430</b> 5.610 (4)	62.992 <b>Q</b> +0.180
4	109	WINTZ Mary	VELOFEMME P/B LITZLER CINCINNATI, OH	5.860 (4)	<b>11.570</b> 5.710 (5)	62.230 <b>Q</b> +0.320
5	126	SCHWAB Missy	ERO SPORTS BARTO, PA	6.820 (11)	<b>11.600</b> 4.780 (1)	62.069 <b>Q</b> +0.350
6	131	VERMA Divya	EDGE CYCLING BREINIGSVILLE, PA	5.940 (5)	<b>11.750</b> 5.810 (6)	61.277 <b>Q</b> +0.500
7	119	DEYE Mia	STAR TRACK GEIGERTOWN, PA	5.970 (6)	<b>11.840</b> 5.870 (7)	60.811 <b>Q</b> +0.590
8	136	CHRISTIAN Sylese	LONG BEACH, CA	6.110 (7)	<b>12.050</b> 5.940 (8)	59.751 <b>Q</b> +0.800
9	111	WELLS Mackenzie	SHADOW CYCLING COLLECTIVE BROOKLYN, NY	6.530 (10)	<b>12.740</b> 6.210 (9)	56.515 <b>Q</b> +1.490
10	130	FLANIGAN Annika	EDGE CYCLING BETHLEHEM, PA	6.450 (8)	<b>12.760</b> 6.310 (10)	56.426 <b>Q</b> +1.510
11	108	WUNROW Jacqueline	PSIMET RACING GLENDALE HEIGHTS, IL	6.470 (9)	<b>13.170</b> 6.700 (12)	54.670 <b>Q</b> +1.920
12	115	ELLISON Jordan	SHERMAN OAKS, CA	6.910 (12)	<b>13.400</b> 6.490 (11)	53.731 <b>Q</b> +2.150
DNS	133	SCHELBERG Emily	TEAM ERO LINTHICUM, MD			

Generated: 2024-07-11 09:53:38



# ELITE & PARA-CYCLING TRACK

## NATIONAL CHAMPIONSHIPS

JULY 10-14, 2024 | CARSON, CA



### Start List

#### Women Scratch Race Omni I - 7.5km - 30 Laps

Communique #1.5

Number of Riders: 14

Bib	Name	Team	From
<b>Starting on the Blue Band</b>			
102	STEVENSON Elizabeth	MAD TRACK CYCLING / LEXUS VELODROME DETROIT	ROCHESTER HILLS, MI
128	JAMES Morgan	VELO CLUB LA GRANGE	LONG BEACH, CA
105	PATTISHALL Reagen	EDGE CYCLING	BREINGSVILLE, PA
112	KUDLATA Claire	MONARCH RACING	WHITEFISH BAY, WI
114	AXELL Marissa	REVOLUTION RACING TEAM	EL CERRITO, CA
135	VOTAVA Candice	PHILLY BIKE EXPO	PHILADELPHIA, PA
129	GULICK Colleen	TEAM SKYLINE - CADENCE	LONG BEACH, CA
<b>Starting on the Railing</b>			
101	PATRICK Chloe	CYNISCA CYCLING	CARSON, CA
104	BORDEN Chelsea	PROJEKT	BUFFALO, NY
107	ZUBRIS Kimberly	BIKE WORKS P/B FRED BEANS	ALBURTIS, PA
103	RUTECKI Julianna	BIKE WORKS P/B FRED BEANS	WEST CHESTER, PA
113	SPERANZA Lucy	EDGE CYCLING	CENTER VALLEY, PA
118	BATES Hayley	CHAMPION FACTORY	PASADENA, CA
137	ADEJUMO Hollie	LEXUS VELODROME / DETROIT MAVERICKS	YPSILANTI, MI

Generated: 2024-07-10 22:25:06

Timing & Results by One2Go Event Services



# ELITE & PARA-CYCLING TRACK

## NATIONAL CHAMPIONSHIPS

JULY 10-14, 2024 | CARSON, CA



### Official Results

#### Women Scratch Race Omni I - 7.5km - 30 Laps

Communique #1.6

Finish Time: 10:33

Speed: 42.6 km/h

Place	Bib	Name	Team	From
1	105	PATTISHALL Reagen	EDGE CYCLING	BREINIGSVILLE, PA
2	129	GULICK Colleen	TEAM SKYLINE - CADENCE	LONG BEACH, CA
3	118	BATES Hayley	CHAMPION FACTORY	PASADENA, CA
4	107	ZUBRIS Kimberly	BIKE WORKS P/B FRED BEANS	ALBURTIS, PA
5	101	PATRICK Chloe	CYNISCA CYCLING	CARSON, CA
6	104	BORDEN Chelsea	PROJEKT	BUFFALO, NY
7	112	KUDLATA Claire	MONARCH RACING	WHITEFISH BAY, WI
8	102	STEVENSON Elizabeth	MAD TRACK CYCLING / LEXUS VELODROME DETR	ROCHESTER HILLS, MI
9	128	JAMES Morgan	VELO CLUB LA GRANGE	LONG BEACH, CA
10	103	RUTECKI Julianna	BIKE WORKS P/B FRED BEANS	WEST CHESTER, PA
11	113	SPERANZA Lucy	EDGE CYCLING	CENTER VALLEY, PA
12	114	AXELL Marissa	REVOLUTION RACING TEAM	EL CERRITO, CA
13	135	VOTAVA Candice	PHILLY BIKE EXPO	PHILADELPHIA, PA
14	137	ADEJUMO Hollie	LEXUS VELODROME / DETROIT MAVERICKS	YPSILANTI, MI

Generated: 2024-07-11 10:11:25

Timing & Results by One2Go Event Services



# ELITE & PARA-CYCLING TRACK

## NATIONAL CHAMPIONSHIPS

JULY 10-14, 2024 | CARSON, CA



### Official Results

#### Women Omnium

Communique #1.6.Omni

Place	Bib	Name	Team	Scratch	Tempo	Elim	Sub Total	Sprint Number								Finish Order	Lap Points	Total Points	
								1	2	3	4	5	6	7	8				
1	105	PATTISHALL Reagen	EDGE CYCLING	40(1)			40												40
2	129	GULICK Colleen	TEAM SKYLINE - CADENCE	38(2)			38												38
3	118	BATES Hayley	CHAMPION FACTORY	36(3)			36												36
4	107	ZUBRIS Kimberly	BIKE WORKS P/B FRED BEANS	34(4)			34												34
5	101	PATRICK Chloe	CYNISCA CYCLING	32(5)			32												32
6	104	BORDEN Chelsea	PROJEKT	30(6)			30												30
7	112	KUDLATA Claire	MONARCH RACING	28(7)			28												28
8	102	STEVENSON Elizabeth	MAD TRACK CYCLING / LEXUS VELODROME DETROIT	26(8)			26												26
9	128	JAMES Morgan	VELO CLUB LA GRANGE	24(9)			24												24
10	103	RUTECKI Julianna	BIKE WORKS P/B FRED BEANS	22(10)			22												22
11	113	SPERANZA Lucy	EDGE CYCLING	20(11)			20												20
12	114	AXELL Marissa	REVOLUTION RACING TEAM	18(12)			18												18
13	135	VOTAVA Candice	PHILLY BIKE EXPO	16(13)			16												16
14	137	ADEJUMO Hollie	LEXUS VELODROME / DETROIT MAVERICKS	14(14)			14												14

Generated: 2024-07-11 10:53:19



# ELITE & PARA-CYCLING TRACK

## NATIONAL CHAMPIONSHIPS

JULY 10–14, 2024 | CARSON, CA



### Start List

#### Men Scratch Race Omni I - 10km - 40 Laps

Communique #1.7

Number of Riders: 18

Bib	Name	Team	From
<b>Starting on the Blue Band</b>			
2	LANGE Colby	CHANEY WINDOWS AND DOORS	EDWARDS, CO
16	RHIM Brendan	PROJECT ECHELON RACING	BOULDER, CO
8	BREUER Daniel	CHANEY WINDOWS AND DOORS	ATLANTA, GA
12	GALLAGHER Merrick	JERRY BAKER JUNIORS	REDMOND, WA
21	PAK Justin	STAR TRACK	FLUSHING, NY
26	SIMS Patton	STAR TRACK	STERLINGTON, LA
31	HERSAM Donald	TERUN ELITE	SANTA CLARA, CA
49	COOK Codey		COLORADO SPRINGS, CO
51	HUANG Kevin	TEAM VELOZ	CHICAGO, IL
<b>Starting on the Railing</b>			
1	JOHNSON Anders	CHANEY WINDOWS AND DOORS	HUNTSVILLE, UT
3	ABSHIRE Lance	CHANEY WINDOWS AND DOORS	BATON ROUGE, LA
19	DOMONOSKE David	ALTO VELO	PALO ALTO, CA
4	BAKER Carsten	VELO TRACK CYCLING P/B FATC	DANVILLE, CA
18	STEIN Dakota	EDGE CYCLING	BREINIGSVILLE, PA
25	WATKINS Michael	JACOMO RACING P/B MINSKY'S PIZZA	ERIE, CO
30	LAWSON Dylan	BELL LAP CYCLEWORKS PB DOGWOOD CYCLEWORX	SMYRNA, GA
46	DAVIDSON Chants	MACC RACING	ATLANTA, GA
50	GREEN Bradley	STAR TRACK	SCHNECKSVILLE, PA

Generated: 2024-07-10 14:41:53



# ELITE & PARA-CYCLING TRACK

## NATIONAL CHAMPIONSHIPS

JULY 10-14, 2024 | CARSON, CA



### Official Results

#### Men Scratch Race Omni I - 10km - 40 Laps

Communique #1.8

Finish Time: 11:18

Speed: 53.1 km/h

Place	Bib	Name	Team	From	
1	16	RHIM Brendan	PROJECT ECHELON RACING	BOULDER, CO	
2	2	LANGE Colby	CHANEY WINDOWS AND DOORS	EDWARDS, CO	
3	19	DOMONOSKE David	ALTO VELO	PALO ALTO, CA	
4	8	BREUER Daniel	CHANEY WINDOWS AND DOORS	ATLANTA, GA	-1 lap(s)
5	1	JOHNSON Anders	CHANEY WINDOWS AND DOORS	HUNTSVILLE, UT	-1 lap(s)
6	50	GREEN Bradley	STAR TRACK	SCHNECKSVILLE, PA	-1 lap(s)
7	18	STEIN Dakota	EDGE CYCLING	BREINIGSVILLE, PA	-1 lap(s)
8	26	SIMS Patton	STAR TRACK	STERLINGTON, LA	-1 lap(s)
9	3	ABSHIRE Lance	CHANEY WINDOWS AND DOORS	BATON ROUGE, LA	-1 lap(s)
10	12	GALLAGHER Merrick	JERRY BAKER JUNIORS	REDMOND, WA	-1 lap(s)
11	25	WATKINS Michael	JACOMO RACING P/B MINSKY'S PIZZA	ERIE, CO	-1 lap(s)
12	31	HERSAM Donald	TERUN ELITE	SANTA CLARA, CA	-1 lap(s)
13	21	PAK Justin	STAR TRACK	FLUSHING, NY	-1 lap(s)
14	4	BAKER Carsten	VELO TRACK CYCLING P/B FATC	DANVILLE, CA	-2 lap(s)
15	30	LAWSON Dylan	BELL LAP CYCLEWORKS PB DOGWOOD CYCLEWORX	SMYRNA, GA	-2 lap(s)
16	49	COOK Codey		COLORADO SPRINGS, CO	-3 lap(s)
17	46	DAVIDSON Chants	MACC RACING	ATLANTA, GA	-3 lap(s)
DNF	51	HUANG Kevin	TEAM VELOZ	CHICAGO, IL	-1 lap(s)

Generated: 2024-07-11 11:27:51

Timing & Results by One2Go Event Services



# ELITE & PARA-CYCLING TRACK

## NATIONAL CHAMPIONSHIPS

JULY 10-14, 2024 | CARSON, CA



### Official Results

#### Men Omnium

Communique #1.8.Omni

Place	Bib	Name	Team	Scratch	Tempo	Elim	Sub Total	Sprint Number										Finish Order	Lap Points	Total Points
								1	2	3	4	5	6	7	8	9	10			
1	16	RHIM Brendan	PROJECT ECHELON RACING	40(1)			40													40
2	2	LANGE Colby	CHANEY WINDOWS AND DOORS	38(2)			38													38
3	19	DOMONOSKE David	ALTO VELO	36(3)			36													36
4	8	BREUER Daniel	CHANEY WINDOWS AND DOORS	34(4)			34													34
5	1	JOHNSON Anders	CHANEY WINDOWS AND DOORS	32(5)			32													32
6	50	GREEN Bradley	STAR TRACK	30(6)			30													30
7	18	STEIN Dakota	EDGE CYCLING	28(7)			28													28
8	26	SIMS Patton	STAR TRACK	26(8)			26													26
9	3	ABSHIRE Lance	CHANEY WINDOWS AND DOORS	24(9)			24													24
10	12	GALLAGHER Merrick	JERRY BAKER JUNIORS	22(10)			22													22
11	25	WATKINS Michael	JACOMO RACING P/B MINSKY'S PIZZA	20(11)			20													20
12	31	HERSAM Donald	TERUN ELITE	18(12)			18													18
13	21	PAK Justin	STAR TRACK	16(13)			16													16
14	4	BAKER Carsten	VELO TRACK CYCLING P/B FATC	14(14)			14													14
15	30	LAWSON Dylan	BELL LAP CYCLEWORKS PB DOGWOOD CYCLEWORX	12(15)			12													12
16	49	COOK Codey		-30(16)			-30													-30
17	46	DAVIDSON Chants	MACC RACING	-32(17)			-32													-32
18	51	HUANG Kevin	TEAM VELOZ	DNF			0													DNF

Generated: 2024-07-11 11:28:11





# ELITE & PARA-CYCLING TRACK

NATIONAL CHAMPIONSHIPS  
JULY 10-14, 2024 | CARSON, CA



## Start List

### Men Sprint 1/8 Final - 3 Laps

Communique #1.9

Qualification Rule: The winner of each heat advances to the 1/4 finals. Others will be ranked by Qualification time

Bib	Name	Team	From
<b>Heat 1</b>			
5	BOONE Evan	PERFORMANCE CYCLE COACHING	SIERRA VISTA, AZ
38	TRAN Vinh	SORRY COACH CYCLE CLUB	CANOGA PARK, CA
<b>Heat 2</b>			
53	WALTERS Dalton	UNATTACHED	LONG BEACH, CA
57	BONILLA Christopher	TMB DEVELOPMENT P/B EQUATOR COFFEES	SAN JOSE, CA
<b>Heat 3</b>			
11	KOLLER Finn	EDGE CYCLING	BETHLEHEM, PA
37	BREWER Alex		LAKEWOOD, CA
<b>Heat 4</b>			
23	TANG Geneway	EDGE CYCLING	NEW YORK, NY
9	HAUCK Grayson	STAR TRACK	ALLENTOWN, PA
<b>Heat 5</b>			
14	PAUL Wyatt	WATER LINE RACING	SEATTLE, WA
42	GRINE Keith	SERIOUS CYCLING	SIMI VALLEY, CA
<b>Heat 6</b>			
17	ROBERTS Nicholas	EDGE CYCLING	WHITEHALL, PA
35	FORD Andrew		EL CERRITO, CA
<b>Heat 7</b>			
41	JAMESON Corey	WATER LINE RACING	SAN DIEGO, CA
39	BONILLA Louis	IRONFLY	LONG BEACH, CA
<b>Heat 8</b>			
15	CHU Andrew	EDGE CYCLING	FLUSHING, NY
6	SIEGEL Alex	WATER LINE RACING	SEATTLE, WA

Generated: 2024-07-11 09:39:21





# ELITE & PARA-CYCLING TRACK

## NATIONAL CHAMPIONSHIPS

JULY 10-14, 2024 | CARSON, CA



### Official Results

#### Men Sprint 1/8 Final - 3 Laps

Communique #1.10

Qualification Rule: The winner of each heat advances to the 1/4 finals. Others will be ranked by Qualification time

Place	Bib	Name	Team	
<b>Heat 1</b>				200m Time: 11.604 Speed: 62.048 km/h
1	5	BOONE Evan	PERFORMANCE CYCLE COACHING SIERRA VISTA, AZ	<b>Winner</b>
2	38	TRAN Vinh	SORRY COACH CYCLE CLUB CANOGA PARK, CA	+0.195
<b>Heat 2</b>				200m Time: 11.932 Speed: 60.342 km/h
1	53	WALTERS Dalton	UNATTACHED LONG BEACH, CA	<b>Winner</b>
2	57	BONILLA Christopher	TMB DEVELOPMENT P/B EQUATOR COFFEES SAN JOSE, CA	+1.814
<b>Heat 3</b>				200m Time: 11.024 Speed: 65.312 km/h
1	11	KOLLER Finn	EDGE CYCLING BETHLEHEM, PA	<b>Winner</b>
2	37	BREWER Alex	LAKWOOD, CA	+1.238
<b>Heat 4</b>				200m Time: 11.520 Speed: 62.500 km/h
1	23	TANG Geneway	EDGE CYCLING NEW YORK, NY	<b>Winner</b>
2	9	HAUCK Grayson	STAR TRACK ALLENTOWN, PA	+0.469
<b>Heat 5</b>				200m Time: 11.391 Speed: 63.208 km/h
1	14	PAUL Wyatt	WATER LINE RACING SEATTLE, WA	<b>Winner</b>
2	42	GRINE Keith	SERIOUS CYCLING SIMI VALLEY, CA	+0.327
<b>Heat 6</b>				200m Time: 11.336 Speed: 63.514 km/h
1	17	ROBERTS Nicholas	EDGE CYCLING WHITEHALL, PA	<b>Winner</b>
2	35	FORD Andrew	EL CERRITO, CA	+1.117

Place	Bib	Name	Team	
<b>Heat 7</b>				200m Time: 10.974 Speed: 65.610 km/h

1	41	JAMESON Corey	WATER LINE RACING SAN DIEGO, CA	<b>Winner</b>
2	39	BONILLA Louis	IRONFLY LONG BEACH, CA	REL

<b>Heat 8</b>				200m Time: 11.067 Speed: 65.058 km/h
---------------	--	--	--	---

1	15	CHU Andrew	EDGE CYCLING FLUSHING, NY	<b>Winner</b>
2	6	SIEGEL Alex	WATER LINE RACING SEATTLE, WA	+0.134

**No. 39 BONILLA Louis (IRONFLY)**

Relegation for crowding their opponent with the intention of causing them to slow down [5.1, 5.3]

Generated: 2024-07-11 10:54:29



# ELITE & PARA-CYCLING TRACK

## NATIONAL CHAMPIONSHIPS

JULY 10-14, 2024 | CARSON, CA



### Start List

#### Women Sprint 1/8 Final - 3 Laps

Communique #1.11

Qualification Rule: The winner of each heat advances to the 1/4 finals. Others will be ranked by Qualification time

Bib	Name	Team	From
<b>Heat 1</b>			
116	HAYES Emily		YORK, SC
	BYE		
<b>Heat 2</b>			
122	HANKINS Kayla	AMERICAN SPRINT CYCLING PROGRAM	SCOTTSDALE, AZ
	BYE		
<b>Heat 3</b>			
106	MCKEE Mckenna	KIRK WHITEMAN COACHING	VANCOUVER, WA
	BYE		
<b>Heat 4</b>			
109	WINTZ Mary	VELOFEMME P/B LITZLER	CINCINNATI, OH
	BYE		
<b>Heat 5</b>			
126	SCHWAB Missy	ERO SPORTS	BARTO, PA
115	ELLISON Jordan		SHERMAN OAKS, CA
<b>Heat 6</b>			
131	VERMA Divya	EDGE CYCLING	BREINIGSVILLE, PA
108	WUNROW Jacqueline	PSIMET RACING	GLENDAL HEIGHTS, IL
<b>Heat 7</b>			
119	DEYE Mia	STAR TRACK	GEIGERTOWN, PA
130	FLANIGAN Annika	EDGE CYCLING	BETHLEHEM, PA
<b>Heat 8</b>			
136	CHRISTIAN Sylese		LONG BEACH, CA
111	WELLS Mackenzie	SHADOW CYCLING COLLECTIVE	BROOKLYN, NY

Generated: 2024-07-11 09:54:05





# ELITE & PARA-CYCLING TRACK

## NATIONAL CHAMPIONSHIPS

JULY 10-14, 2024 | CARSON, CA



### Official Results

#### Women Sprint 1/8 Final - 3 Laps

Communique #1.12

Qualification Rule: The winner of each heat advances to the 1/4 finals. Others will be ranked by Qualification time

Place	Bib	Name	Team	
<b>Heat 1</b>				200m Time: 0.000 Speed: 0.000 km/h
1	116	HAYES Emily	YORK, SC	<b>Bye</b>
<b>Heat 2</b>				200m Time: 0.000 Speed: 0.000 km/h
1	122	HANKINS Kayla	AMERICAN SPRINT CYCLING PROGRAM SCOTTSDALE, AZ	<b>Bye</b>
<b>Heat 3</b>				200m Time: 0.000 Speed: 0.000 km/h
1	106	MCKEE Mckenna	KIRK WHITEMAN COACHING VANCOUVER, WA	<b>Bye</b>
<b>Heat 4</b>				200m Time: 0.000 Speed: 0.000 km/h
1	109	WINTZ Mary	VELOFEMME P/B LITZLER CINCINNATI, OH	<b>Bye</b>
<b>Heat 5</b>				200m Time: 13.998 Speed: 51.436 km/h
1	126	SCHWAB Missy	ERO SPORTS BARTO, PA	<b>Winner</b>
2	115	ELLISON Jordan	SHERMAN OAKS, CA	+0.168
<b>Heat 6</b>				200m Time: 12.390 Speed: 58.111 km/h
1	131	VERMA Divya	EDGE CYCLING BREINIGSVILLE, PA	<b>Winner</b>
2	108	WUNROW Jacqueline	PSIMET RACING GLENDALE HEIGHTS, IL	+0.222
<b>Heat 7</b>				200m Time: 12.456 Speed: 57.803 km/h
1	119	DEYE Mia	STAR TRACK GEIGERTOWN, PA	<b>Winner</b>
2	130	FLANIGAN Annika	EDGE CYCLING BETHLEHEM, PA	+0.832
<b>Heat 8</b>				200m Time: 12.106 Speed: 59.475 km/h

Place	Bib	Name	Team	
1	136	CHRISTIAN Sylese	LONG BEACH, CA	<b>Winner</b>
2	111	WELLS Mackenzie	SHADOW CYCLING COLLECTIVE BROOKLYN, NY	+0.662

Generated: 2024-07-11 11:04:08

Timing & Results by One2Go Event Services





# ELITE & PARA-CYCLING TRACK

## NATIONAL CHAMPIONSHIPS

JULY 10-14, 2024 | CARSON, CA



### Start List

#### Para C4 Women 500m Time Trial Final - 500m - 2 Laps

Communique #1.13

World Record	34.812	COX Kadeena GBR	Izu JPN	27 AUG 2021
American Record	40.819	FISHER, Megan USA	Rio de Janeiro BRA	8 SEP 2016

First rider listed starts on the home straight

	Bib	Name	Team	From
Heat 1	197	MORELLI Shawn	DNA CYCLING	LEAVENWORTH, KS

Generated: 2024-07-05 14:15:21

Timing & Results by One2Go Event Services



# ELITE & PARA-CYCLING TRACK

## NATIONAL CHAMPIONSHIPS

JULY 10-14, 2024 | CARSON, CA



### Official Results

#### Para C4 Women 500m Time Trial Final - 500m - 2 Laps

Communique #1.14

World Record	34.812	COX Kadeena GBR	Izu JPN	27 AUG 2021
American Record	40.819	FISHER, Megan USA	Rio de Janeiro BRA	8 SEP 2016

Place	Bib	Name	Team / From	250m	Time	km/h
<b>Gold</b>	<b>197</b>	MORELLI Shawn	DNA CYCLING LEAVENWORTH, KS	25.068 (1)	<b>43.606</b> 18.538 (1)	41.279

Generated: 2024-07-11 11:07:32



# ELITE & PARA-CYCLING TRACK

NATIONAL CHAMPIONSHIPS  
JULY 10-14, 2024 | CARSON, CA



## Detailed Rider Data

### Para C4 Women 500m Time Trial Final - 500m - 2 Laps

Communique #1.14.Audit

#### Heat 1

197 - MORELLI Shawn

Dist	Time	Rk	Lap	Rk	Sect	Rk
125	15.184	1			15.184	1
250-1	25.068	1	25.068	1	9.884	1
375	34.467	1			9.399	1
500-2	43.606	1	18.538	1	9.139	1

Generated: 2024-07-11 11:07:36

Timing & Results by One2Go Event Services



# ELITE & PARA-CYCLING TRACK

## NATIONAL CHAMPIONSHIPS

JULY 10-14, 2024 | CARSON, CA



### Start List

#### Para B Women Kilo Time Trial Final - 1000m - 4 Laps

Communique #1.15

World Record	1:04.623 THORNHILL / SCOTT GBR	Brisbane AUS	7 APR 2018
American Record	1:09.721 WHITSELL/TRIPLETT USA	Aguascalientes MEX	2014 Worlds

First rider listed starts on the home straight

	Bib	Name	Team	From
Heat 1	<b>199</b>	CHADWICK Hannah Pilot: ESPINOZA Skyler	US PARACYCLING	HAYWARD, CO

Generated: 2024-07-05 14:15:23

Timing & Results by One2Go Event Services



# ELITE & PARA-CYCLING TRACK

## NATIONAL CHAMPIONSHIPS

JULY 10-14, 2024 | CARSON, CA



### Official Results

#### Para B Women Kilo Time Trial Final - 1000m - 4 Laps

Communique #1.16

World Record	1:04.623	THORNHILL / SCOTT GBR	Brisbane AUS	7 APR 2018
American Record	1:09.721	WHITSELL/TRIPLETT USA	Aguascalientes MEX	2014 Worlds

Place	Bib	Name	Team / From	250m	500m	750m	Time	km/h
<b>Gold</b>	<b>199</b>	CHADWICK Hannah	US PARACYCLING HAYWARD, CO	23.560 (1)	39.518 (1) 15.958 (1)	55.466 (1) 15.947 (1)	<b>1:11.946</b> 16.480 (1)	50.038

Generated: 2024-07-11 11:10:54

Timing & Results by One2Go Event Services



# ELITE & PARA-CYCLING TRACK

NATIONAL CHAMPIONSHIPS  
JULY 10-14, 2024 | CARSON, CA



## Detailed Rider Data

### Para B Women Kilo Time Trial Final - 1000m - 4 Laps

Communique #1.16.Audit

#### Heat 1

199 - CHADWICK Hannah

Dist	Time	Rk	Lap	Rk	Sect	Rk
125	14.751	1			14.751	1
250-1	23.560	1	23.560	1	8.808	1
375	31.618	1			8.058	1
500-2	39.518	1	15.958	1	7.899	1
625	47.447	1			7.928	1
750-3	55.466	1	15.947	1	8.018	1
875	1:03.617	1			8.151	1
1000-4	1:11.946	1	16.480	1	8.329	1

Generated: 2024-07-11 11:10:58

Timing & Results by One2Go Event Services



# ELITE & PARA-CYCLING TRACK

## NATIONAL CHAMPIONSHIPS

JULY 10-14, 2024 | CARSON, CA



### Start List

#### Para B Men Kilo Time Trial Final - 1000m - 4 Laps

Communique #1.17

World Record	58.038 FACHIE / ROTHERHAM GBR	Izu JPN	28 AUG 2021
American Record	1:02.969 STEPHENS/CHRISTIANSEN USA	Carson USA	2019 Track Cycling Cup

First rider listed starts on the home straight

	Bib	Name	Team	From
Heat 1	99	WALTON Branden Pilot: SEGGEBRUCH Spencer		LIVERMORE, CA

Generated: 2024-07-05 14:15:26

Timing & Results by One2Go Event Services



# ELITE & PARA-CYCLING TRACK

## NATIONAL CHAMPIONSHIPS

JULY 10-14, 2024 | CARSON, CA



### Official Results

#### Para B Men Kilo Time Trial Final - 1000m - 4 Laps

Communique #1.18

World Record	58.038 FACHIE / ROTHERHAM GBR	Izu JPN	28 AUG 2021
American Record	1:02.969 STEPHENS/CHRISTIANSEN USA	Carson USA	2019 Track Cycling Cup

Place	Bib	Name	Team / From	250m	500m	750m	Time	km/h
<b>Gold</b>	<b>99</b>	WALTON Branden	LIVERMORE, CA	22.314 (1)	37.281 (1) 14.967 (1)	51.710 (1) 14.428 (1)	<b>1:06.225</b> 14.515 (1)	54.360

Generated: 2024-07-11 11:15:36

Timing & Results by One2Go Event Services





# ELITE & PARA-CYCLING TRACK

## NATIONAL CHAMPIONSHIPS

JULY 10-14, 2024 | CARSON, CA



### Detailed Rider Data

#### Para B Men Kilo Time Trial Final - 1000m - 4 Laps

Communique #1.18.Audit

#### Heat 1

99 - WALTON Branden

Dist	Time	Rk	Lap	Rk	Sect	Rk
125	14.034	1			14.034	1
250-1	22.314	1	22.314	1	8.280	1
375	29.966	1			7.651	1
500-2	37.281	1	14.967	1	7.315	1
625	44.446	1			7.164	1
750-3	51.710	1	14.428	1	7.263	1
875	58.907	1			7.196	1
1000-4	1:06.225	1	14.515	1	7.318	1

Generated: 2024-07-11 11:15:41

Timing & Results by One2Go Event Services



# ELITE & PARA-CYCLING TRACK

## NATIONAL CHAMPIONSHIPS

JULY 10-14, 2024 | CARSON, CA



### Start List

#### Men Sprint 1/4 Final - 3 Laps

Communique #1.19

Qualification Rule: The winner advances to the 1/2 finals. Others ranked by Qualification time. Best 2 of 3 rides

Best 2 of 3 Rides

Bib	Name	Team	From
<b>Heat 1</b>			
5	BOONE Evan	PERFORMANCE CYCLE COACHING	SIERRA VISTA, AZ
15	CHU Andrew	EDGE CYCLING	FLUSHING, NY
<b>Heat 2</b>			
53	WALTERS Dalton	UNATTACHED	LONG BEACH, CA
41	JAMESON Corey	WATER LINE RACING	SAN DIEGO, CA
<b>Heat 3</b>			
11	KOLLER Finn	EDGE CYCLING	BETHLEHEM, PA
17	ROBERTS Nicholas	EDGE CYCLING	WHITEHALL, PA
<b>Heat 4</b>			
23	TANG Geneway	EDGE CYCLING	NEW YORK, NY
14	PAUL Wyatt	WATER LINE RACING	SEATTLE, WA

Generated: 2024-07-11 10:55:04



# ELITE & PARA-CYCLING TRACK

## NATIONAL CHAMPIONSHIPS

JULY 10-14, 2024 | CARSON, CA



### Official Results

#### Men Sprint 1/4 Final - 3 Laps

Communique #1.20

Qualification Rule: The winner advances to the 1/2 finals. Others ranked by Qualification time. Best 2 of 3 rides

#### Best 2 of 3 Rides

Place	Bib	Name	Team	Ride 1	Ride 2	Decider
<b>Heat 1</b>				200m Time: 10.790 Speed: 66.728 km/h	10.961 65.687 km/h	
1	5	BOONE Evan	PERFORMANCE CYCLE COACHING SIERRA VISTA, AZ	<b>Winner</b>	<b>Winner</b>	
2	15	CHU Andrew	EDGE CYCLING FLUSHING, NY	+0.531	+0.099	
<b>Heat 2</b>				200m Time: 10.488 Speed: 68.650 km/h	11.096 64.888 km/h	
1	53	WALTERS Dalton	UNATTACHED LONG BEACH, CA	<b>Winner</b>	<b>Winner</b>	
2	41	JAMESON Corey	WATER LINE RACING SAN DIEGO, CA	+0.063	+0.122	
<b>Heat 3</b>				200m Time: 10.767 Speed: 66.871 km/h	10.981 65.568 km/h	
1	11	KOLLER Finn	EDGE CYCLING BETHLEHEM, PA	<b>Winner</b>	<b>Winner</b>	
2	17	ROBERTS Nicholas	EDGE CYCLING WHITEHALL, PA	+0.142	+3.994	
<b>Heat 4</b>				200m Time: 10.637 Speed: 67.688 km/h	11.269 63.892 km/h	
1	14	PAUL Wyatt	WATER LINE RACING SEATTLE, WA	<b>Winner</b>	<b>Winner</b>	
2	23	TANG Geneway	EDGE CYCLING NEW YORK, NY	+0.267	+0.244	

Generated: 2024-07-11 12:02:42

Timing & Results by One2Go Event Services



# ELITE & PARA-CYCLING TRACK

## NATIONAL CHAMPIONSHIPS

JULY 10-14, 2024 | CARSON, CA



### Start List

#### Women Sprint 1/4 Final - 3 Laps

Communique #1.21

Qualification Rule: The winner advances to the 1/2 finals. Others ranked by Qualification time. Best 2 of 3 rides

Best 2 of 3 Rides

Bib	Name	Team	From
<b>Heat 1</b>			
116	HAYES Emily		YORK, SC
136	CHRISTIAN Sylese		LONG BEACH, CA
<b>Heat 2</b>			
122	HANKINS Kayla	AMERICAN SPRINT CYCLING PROGRAM	SCOTTSDALE, AZ
119	DEYE Mia	STAR TRACK	GEIGERTOWN, PA
<b>Heat 3</b>			
106	MCKEE Mckenna	KIRK WHITEMAN COACHING	VANCOUVER, WA
131	VERMA Divya	EDGE CYCLING	BREINIGSVILLE, PA
<b>Heat 4</b>			
109	WINTZ Mary	VELOFEMME P/B LITZLER	CINCINNATI, OH
126	SCHWAB Missy	ERO SPORTS	BARTO, PA

Generated: 2024-07-11 11:04:06



# ELITE & PARA-CYCLING TRACK

## NATIONAL CHAMPIONSHIPS

JULY 10-14, 2024 | CARSON, CA



### Official Results

#### Women Sprint 1/4 Final - 3 Laps

Communique #1.22

Qualification Rule: The winner advances to the 1/2 finals. Others ranked by Qualification time. Best 2 of 3 rides

#### Best 2 of 3 Rides

Place	Bib	Name	Team	Ride 1	Ride 2	Decider
<b>Heat 1</b>				200m Time: 0.000 Speed: 0.000 km/h	11.920 60.403 km/h	
1	116	HAYES Emily	YORK, SC	<b>Winner</b>	<b>Winner</b>	
2	136	CHRISTIAN Sylese	LONG BEACH, CA	+0.112	+0.444	
<b>Heat 2</b>				200m Time: 12.520 Speed: 57.508 km/h	12.520 57.508 km/h	
1	122	HANKINS Kayla	AMERICAN SPRINT CYCLING PROGRAM SCOTTSDALE, AZ	<b>Winner</b>	<b>Winner</b>	
DNS	119	DEYE Mia	STAR TRACK GEIGERTOWN, PA			
<b>Heat 3</b>				200m Time: 12.203 Speed: 59.002 km/h	11.877 60.621 km/h	
1	106	MCKEE Mckenna	KIRK WHITEMAN COACHING VANCOUVER, WA	<b>Winner</b>	<b>Winner</b>	
2	131	VERMA Divya	EDGE CYCLING BREINIGSVILLE, PA	+0.134	+0.892	
<b>Heat 4</b>				200m Time: 12.237 Speed: 58.838 km/h	12.565 57.302 km/h	
1	109	WINTZ Mary	VELOFEMME P/B LITZLER CINCINNATI, OH	<b>Winner</b>	<b>Winner</b>	
2	126	SCHWAB Missy	ERO SPORTS BARTO, PA	+0.117	+0.007	

Generated: 2024-07-11 12:13:47

Timing & Results by One2Go Event Services



# ELITE & PARA-CYCLING TRACK

## NATIONAL CHAMPIONSHIPS

JULY 10-14, 2024 | CARSON, CA



### Start List

#### Women Tempo Race Omni II - 7.5km - 30 Laps

Communique #1.23

Number of Riders: 14

Bib	Name	Team	From
<b>Starting on the Blue Band</b>			
129	GULICK Colleen	TEAM SKYLINE - CADENCE	LONG BEACH, CA
107	ZUBRIS Kimberly	BIKE WORKS P/B FRED BEANS	ALBURTIS, PA
104	BORDEN Chelsea	PROJEKT	BUFFALO, NY
102	STEVENSON Elizabeth	MAD TRACK CYCLING / LEXUS VELODROME DETROIT	ROCHESTER HILLS, MI
103	RUTECKI Julianna	BIKE WORKS P/B FRED BEANS	WEST CHESTER, PA
114	AXELL Marissa	REVOLUTION RACING TEAM	EL CERRITO, CA
137	ADEJUMO Hollie	LEXUS VELODROME / DETROIT MAVERICKS	YPSILANTI, MI
<b>Starting on the Railing</b>			
105	PATTISHALL Reagen	EDGE CYCLING	BREINGSVILLE, PA
118	BATES Hayley	CHAMPION FACTORY	PASADENA, CA
101	PATRICK Chloe	CYNISCA CYCLING	CARSON, CA
112	KUDLATA Claire	MONARCH RACING	WHITEFISH BAY, WI
128	JAMES Morgan	VELO CLUB LA GRANGE	LONG BEACH, CA
113	SPERANZA Lucy	EDGE CYCLING	CENTER VALLEY, PA
135	VOTAVA Candice	PHILLY BIKE EXPO	PHILADELPHIA, PA

Generated: 2024-07-11 10:53:38

Timing & Results by One2Go Event Services



# ELITE & PARA-CYCLING TRACK

## NATIONAL CHAMPIONSHIPS

JULY 10-14, 2024 | CARSON, CA



### Official Results

#### Women Tempo Race Omni II - 7.5km - 30 Laps

Communique #1.24

Finish Time: 9:20

Speed: 48.2 km/h

Place	Bib	Name	Team	Sprints Won	Finish Order	Lap Points	Total Points
1	107	ZUBRIS Kimberly	BIKE WORKS P/B FRED BEANS	9, 10, 11, 12, 13, 14, 15, 16, 17, 18, 19, 20, 21, 22	7	0	14
2	129	GULICK Colleen	TEAM SKYLINE - CADENCE	3, 4, 23, 24, 25, 26	1	0	6
3	101	PATRICK Chloe	CYNISCA CYCLING	1, 7, 8	6	0	3
4	102	STEVENSON Elizabeth	MAD TRACK CYCLING / LEXUS VELODROME DETR	5, 6	4	0	2
5	105	PATTISHALL Reagen	EDGE CYCLING	2	2	0	1
6	103	RUTECKI Julianna	BIKE WORKS P/B FRED BEANS		3	0	0
7	104	BORDEN Chelsea	PROJEKT		5	0	0
8	118	BATES Hayley	CHAMPION FACTORY		8	0	0
9	113	SPERANZA Lucy	EDGE CYCLING		9	-20	-20
10	128	JAMES Morgan	VELO CLUB LA GRANGE		11	-40	-40
11	112	KUDLATA Claire	MONARCH RACING		12	-40	-40
12	114	AXELL Marissa	REVOLUTION RACING TEAM		13	-40	-40
12	135	VOTAVA Candice	PHILLY BIKE EXPO		13	-40	-40
14	137	ADEJUMO Hollie	LEXUS VELODROME / DETROIT MAVERICKS		15	-40	-40

Generated: 2024-07-11 11:53:44



# ELITE & PARA-CYCLING TRACK

## NATIONAL CHAMPIONSHIPS

JULY 10-14, 2024 | CARSON, CA



### Official Results

#### Women Omnium

Communique #1.24.Omni

Place	Bib	Name	Team	Scratch	Tempo	Elim	Sub Total	Sprint Number								Finish Order	Lap Points	Total Points
								1	2	3	4	5	6	7	8			
1	129	GULICK Colleen	TEAM SKYLINE - CADENCE	38(2)	38(2)		76											76
2	107	ZUBRIS Kimberly	BIKE WORKS P/B FRED BEANS	34(4)	40(1)		74											74
3	105	PATTISHALL Reagen	EDGE CYCLING	40(1)	32(5)		72											72
4	101	PATRICK Chloe	CYNISCA CYCLING	32(5)	36(3)		68											68
5	118	BATES Hayley	CHAMPION FACTORY	36(3)	26(8)		62											62
6	102	STEVENSON Elizabeth	MAD TRACK CYCLING / LEXUS VELODROME DETROIT	26(8)	34(4)		60											60
7	104	BORDEN Chelsea	PROJEKT	30(6)	28(7)		58											58
8	103	RUTECKI Julianna	BIKE WORKS P/B FRED BEANS	22(10)	30(6)		52											52
9	113	SPERANZA Lucy	EDGE CYCLING	20(11)	24(9)		44											44
10	112	KUDLATA Claire	MONARCH RACING	28(7)	-20(11)		8											8
11	128	JAMES Morgan	VELO CLUB LA GRANGE	24(9)	-18(10)		6											6
12	114	AXELL Marissa	REVOLUTION RACING TEAM	18(12)	-22(12)		-4											-4
13	135	VOTAVA Candice	PHILLY BIKE EXPO	16(13)	-22(12)		-6											-6
14	137	ADEJUMO Hollie	LEXUS VELODROME / DETROIT MAVERICKS	14(14)	-26(14)		-12											-12

Generated: 2024-07-11 11:53:48





# ELITE & PARA-CYCLING TRACK

## NATIONAL CHAMPIONSHIPS

JULY 10-14, 2024 | CARSON, CA



### Start List

#### Men Sprint 1/4 Final - 3 Laps

Communique #1.19

Qualification Rule: The winner advances to the 1/2 finals. Others ranked by Qualification time. Best 2 of 3 rides

Best 2 of 3 Rides

Bib	Name	Team	From
<b>Heat 1</b>			
5	BOONE Evan	PERFORMANCE CYCLE COACHING	SIERRA VISTA, AZ
15	CHU Andrew	EDGE CYCLING	FLUSHING, NY
<b>Heat 2</b>			
53	WALTERS Dalton	UNATTACHED	LONG BEACH, CA
41	JAMESON Corey	WATER LINE RACING	SAN DIEGO, CA
<b>Heat 3</b>			
11	KOLLER Finn	EDGE CYCLING	BETHLEHEM, PA
17	ROBERTS Nicholas	EDGE CYCLING	WHITEHALL, PA
<b>Heat 4</b>			
23	TANG Geneway	EDGE CYCLING	NEW YORK, NY
14	PAUL Wyatt	WATER LINE RACING	SEATTLE, WA

Generated: 2024-07-11 10:55:04



# ELITE & PARA-CYCLING TRACK

## NATIONAL CHAMPIONSHIPS

JULY 10-14, 2024 | CARSON, CA



### Official Results

#### Men Sprint 1/4 Final - 3 Laps

Communique #1.20

Qualification Rule: The winner advances to the 1/2 finals. Others ranked by Qualification time. Best 2 of 3 rides

#### Best 2 of 3 Rides

Place	Bib	Name	Team	Ride 1	Ride 2	Decider
<b>Heat 1</b>				200m Time: 10.790 Speed: 66.728 km/h	10.961 65.687 km/h	
1	5	BOONE Evan	PERFORMANCE CYCLE COACHING SIERRA VISTA, AZ	<b>Winner</b>	<b>Winner</b>	
2	15	CHU Andrew	EDGE CYCLING FLUSHING, NY	+0.531	+0.099	
<b>Heat 2</b>				200m Time: 10.488 Speed: 68.650 km/h	11.096 64.888 km/h	
1	53	WALTERS Dalton	UNATTACHED LONG BEACH, CA	<b>Winner</b>	<b>Winner</b>	
2	41	JAMESON Corey	WATER LINE RACING SAN DIEGO, CA	+0.063	+0.122	
<b>Heat 3</b>				200m Time: 10.767 Speed: 66.871 km/h	10.981 65.568 km/h	
1	11	KOLLER Finn	EDGE CYCLING BETHLEHEM, PA	<b>Winner</b>	<b>Winner</b>	
2	17	ROBERTS Nicholas	EDGE CYCLING WHITEHALL, PA	+0.142	+3.994	
<b>Heat 4</b>				200m Time: 10.637 Speed: 67.688 km/h	11.269 63.892 km/h	
1	14	PAUL Wyatt	WATER LINE RACING SEATTLE, WA	<b>Winner</b>	<b>Winner</b>	
2	23	TANG Geneway	EDGE CYCLING NEW YORK, NY	+0.267	+0.244	

Generated: 2024-07-11 12:02:42

Timing & Results by One2Go Event Services



# ELITE & PARA-CYCLING TRACK

## NATIONAL CHAMPIONSHIPS

JULY 10-14, 2024 | CARSON, CA



### Start List

#### Women Sprint 1/4 Final - 3 Laps

Communique #1.21

Qualification Rule: The winner advances to the 1/2 finals. Others ranked by Qualification time. Best 2 of 3 rides

Best 2 of 3 Rides

Bib	Name	Team	From
<b>Heat 1</b>			
116	HAYES Emily		YORK, SC
136	CHRISTIAN Sylese		LONG BEACH, CA
<b>Heat 2</b>			
122	HANKINS Kayla	AMERICAN SPRINT CYCLING PROGRAM	SCOTTSDALE, AZ
119	DEYE Mia	STAR TRACK	GEIGERTOWN, PA
<b>Heat 3</b>			
106	MCKEE Mckenna	KIRK WHITEMAN COACHING	VANCOUVER, WA
131	VERMA Divya	EDGE CYCLING	BREINIGSVILLE, PA
<b>Heat 4</b>			
109	WINTZ Mary	VELOFEMME P/B LITZLER	CINCINNATI, OH
126	SCHWAB Missy	ERO SPORTS	BARTO, PA

Generated: 2024-07-11 11:04:06



# ELITE & PARA-CYCLING TRACK

## NATIONAL CHAMPIONSHIPS

JULY 10-14, 2024 | CARSON, CA



### Official Results

#### Women Sprint 1/4 Final - 3 Laps

Communique #1.22

Qualification Rule: The winner advances to the 1/2 finals. Others ranked by Qualification time. Best 2 of 3 rides

#### Best 2 of 3 Rides

Place	Bib	Name	Team	Ride 1	Ride 2	Decider
<b>Heat 1</b>				200m Time: 0.000 Speed: 0.000 km/h	11.920 60.403 km/h	
1	116	HAYES Emily	YORK, SC	<b>Winner</b>	<b>Winner</b>	
2	136	CHRISTIAN Sylese	LONG BEACH, CA	+0.112	+0.444	
<b>Heat 2</b>				200m Time: 12.520 Speed: 57.508 km/h	12.520 57.508 km/h	
1	122	HANKINS Kayla	AMERICAN SPRINT CYCLING PROGRAM SCOTTSDALE, AZ	<b>Winner</b>	<b>Winner</b>	
DNS	119	DEYE Mia	STAR TRACK GEIGERTOWN, PA			
<b>Heat 3</b>				200m Time: 12.203 Speed: 59.002 km/h	11.877 60.621 km/h	
1	106	MCKEE Mckenna	KIRK WHITEMAN COACHING VANCOUVER, WA	<b>Winner</b>	<b>Winner</b>	
2	131	VERMA Divya	EDGE CYCLING BREINIGSVILLE, PA	+0.134	+0.892	
<b>Heat 4</b>				200m Time: 12.237 Speed: 58.838 km/h	12.565 57.302 km/h	
1	109	WINTZ Mary	VELOFEMME P/B LITZLER CINCINNATI, OH	<b>Winner</b>	<b>Winner</b>	
2	126	SCHWAB Missy	ERO SPORTS BARTO, PA	+0.117	+0.007	

Generated: 2024-07-11 12:13:47

Timing & Results by One2Go Event Services



# ELITE & PARA-CYCLING TRACK

## NATIONAL CHAMPIONSHIPS

JULY 10-14, 2024 | CARSON, CA



### Start List

#### Men Tempo Race Omni II - 10km - 40 Laps

Communique #1.29

Number of Riders: 17

Bib	Name	Team	From
<b>Starting on the Blue Band</b>			
2	LANGE Colby	CHANEY WINDOWS AND DOORS	EDWARDS, CO
8	BREUER Daniel	CHANEY WINDOWS AND DOORS	ATLANTA, GA
50	GREEN Bradley	STAR TRACK	SCHNECKSVILLE, PA
26	SIMS Patton	STAR TRACK	STERLINGTON, LA
12	GALLAGHER Merrick	JERRY BAKER JUNIORS	REDMOND, WA
31	HERSAM Donald	TERUN ELITE	SANTA CLARA, CA
4	BAKER Carsten	VELO TRACK CYCLING P/B FATC	DANVILLE, CA
49	COOK Codey		COLORADO SPRINGS, CO
<b>Starting on the Railing</b>			
16	RHIM Brendan	PROJECT ECHELON RACING	BOULDER, CO
19	DOMONOSKE David	ALTO VELO	PALO ALTO, CA
1	JOHNSON Anders	CHANEY WINDOWS AND DOORS	HUNTSVILLE, UT
18	STEIN Dakota	EDGE CYCLING	BREINIGSVILLE, PA
3	ABSHIRE Lance	CHANEY WINDOWS AND DOORS	BATON ROUGE, LA
25	WATKINS Michael	JACOMO RACING P/B MINSKY'S PIZZA	ERIE, CO
21	PAK Justin	STAR TRACK	FLUSHING, NY
30	LAWSON Dylan	BELL LAP CYCLEWORKS PB DOGWOOD CYCLEWORX	SMYRNA, GA
46	DAVIDSON Chants	MACC RACING	ATLANTA, GA

Generated: 2024-07-11 11:29:26



# ELITE & PARA-CYCLING TRACK

## NATIONAL CHAMPIONSHIPS

JULY 10-14, 2024 | CARSON, CA



### Official Results

#### Men Tempo Race Omni II - 10km - 40 Laps

Communique #1.30

Finish Time: 11:05

Speed: 54.1 km/h

Place	Bib	Name	Team	Sprints Won	Finish Order	Lap Points	Total Points
1	2	LANGE Colby	CHANEY WINDOWS AND DOORS	8, 9, 10, 11, 12, 13, 14, 15, 16, 17, 18, 19, 20	13	20	33
2	16	RHIM Brendan	PROJECT ECHELON RACING	6, 21, 22, 25, 30	10	0	5
3	1	JOHNSON Anders	CHANEY WINDOWS AND DOORS	3, 4, 33, 34	3	0	4
4	3	ABSHIRE Lance	CHANEY WINDOWS AND DOORS	26, 29, 32	4	0	3
5	19	DOMONOSKE David	ALTO VELO	7, 27, 28	9	0	3
6	12	GALLAGHER Merrick	JERRY BAKER JUNIORS	23, 36	1	0	2
7	8	BREUER Daniel	CHANEY WINDOWS AND DOORS	35	2	0	1
8	50	GREEN Bradley	STAR TRACK	2, 24	5	-20	-18
9	18	STEIN Dakota	EDGE CYCLING	5, 31	14	-20	-18
10	31	HERSAM Donald	TERUN ELITE	1	6	-20	-19
11	26	SIMS Patton	STAR TRACK		7	-20	-20
12	25	WATKINS Michael	JACOMO RACING P/B MNSKY'S PIZZA		8	-20	-20
13	49	COOK Codey			11	-20	-20
14	4	BAKER Carsten	VELO TRACK CYCLING P/B FATC		15	-40	-40
15	21	PAK Justin	STAR TRACK		16	-40	-40
16	30	LAWSON Dylan	BELL LAP CYCLEWORKS P/B DOGWOOD CYCLEWORX		17	-40	-40
17	46	DAVIDSON Chants	MACC RACING		18	-40	-40

Generated: 2024-07-11 12:34:12



# ELITE & PARA-CYCLING TRACK

## NATIONAL CHAMPIONSHIPS

JULY 10-14, 2024 | CARSON, CA



### Official Results

#### Men Omnium

Communique #1.30.Omni

Place	Bib	Name	Team	Scratch	Tempo	Elim	Sub Total	Sprint Number										Finish Order	Lap Points	Total Points
								1	2	3	4	5	6	7	8	9	10			
1	16	RHIM Brendan	PROJECT ECHELON RACING	40(1)	38(2)		78													
1	2	LANGE Colby	CHANEY WINDOWS AND DOORS	38(2)	40(1)		78													
3	1	JOHNSON Anders	CHANEY WINDOWS AND DOORS	32(5)	36(3)		68													
3	19	DOMONOSKE David	ALTO VELO	36(3)	32(5)		68													
5	8	BREUER Daniel	CHANEY WINDOWS AND DOORS	34(4)	28(7)		62													
6	3	ABSHIRE Lance	CHANEY WINDOWS AND DOORS	24(9)	34(4)		58													
7	50	GREEN Bradley	STAR TRACK	30(6)	26(8)		56													
8	12	GALLAGHER Merrick	JERRY BAKER JUNIORS	22(10)	30(6)		52													
8	18	STEIN Dakota	EDGE CYCLING	28(7)	24(9)		52													
10	26	SIMS Patton	STAR TRACK	26(8)	20(11)		46													
11	31	HERSAM Donald	TERUN ELITE	18(12)	22(10)		40													
12	25	WATKINS Michael	JACOMO RACING P/B MINSKY'S PIZZA	20(11)	18(12)		38													
13	4	BAKER Carsten	VELO TRACK CYCLING P/B FATC	14(14)	-26(14)		-12													
13	21	PAK Justin	STAR TRACK	16(13)	-28(15)		-12													
15	49	COOK Codey		-30(16)	16(13)		-14													
16	30	LAWSON Dylan	BELL LAP CYCLEWORKS PB DOGWOOD CYCLEWORX	12(15)	-30(16)		-18													
17	46	DAVIDSON Chants	MACC RACING	-32(17)	-32(17)		-64													
18	51	HUANG Kevin	TEAM VELOZ	DNF			0													DNF

Generated: 2024-07-11 12:34:15



# ELITE & PARA-CYCLING TRACK

NATIONAL CHAMPIONSHIPS  
JULY 10-14, 2024 | CARSON, CA



## Medal Ceremony

### Para C4 Women 500m Time Trial Final

Place	Bib	Name	Team	From
<b>Gold</b>	<b>197</b>	MORELLI Shawn	DNA CYCLING	LEAVENWORTH, KS

### Para B Women Kilo Time Trial Final

Place	Bib	Name	Team	From
<b>Gold</b>	<b>199</b>	CHADWICK Hannah	US PARACYCLING	HAYWARD, CO

### Para B Men Kilo Time Trial Final

Place	Bib	Name	Team	From
<b>Gold</b>	<b>99</b>	WALTON Branden		LIVERMORE, CA

Generated: 2024-07-11 11:15:44

Timing & Results by One2Go Event Services





# ELITE & PARA-CYCLING TRACK

## NATIONAL CHAMPIONSHIPS

JULY 10–14, 2024 | CARSON, CA



### Start List

#### Men Sprint 1/2 Final - 3 Laps

Communique #2.1

Qualification Rule: The winners race for 1st and 2nd. Others race for 3rd and 4th. Best 2 of 3 rides

Best 2 of 3 Rides

Bib	Name	Team	From
<b>Heat 1</b>			
5	BOONE Evan	PERFORMANCE CYCLE COACHING	SIERRA VISTA, AZ
14	PAUL Wyatt	WATER LINE RACING	SEATTLE, WA
<b>Heat 2</b>			
53	WALTERS Dalton	UNATTACHED	LONG BEACH, CA
11	KOLLER Finn	EDGE CYCLING	BETHLEHEM, PA

Generated: 2024-07-11 12:03:25

Timing & Results by One2Go Event Services



# ELITE & PARA-CYCLING TRACK

## NATIONAL CHAMPIONSHIPS

JULY 10-14, 2024 | CARSON, CA



### Official Results

#### Men Sprint 1/2 Final - 3 Laps

Communique #2.2

Qualification Rule: The winners race for 1st and 2nd. Others race for 3rd and 4th. Best 2 of 3 rides

#### Best 2 of 3 Rides

Place	Bib	Name	Team	Ride 1	Ride 2	Decider
<b>Heat 1</b>				200m Time: 11.053	10.832	11.356
				Speed: 65.141 km/h	66.470 km/h	63.403 km/h
1	5	BOONE Evan	PERFORMANCE CYCLE COACHING SIERRA VISTA, AZ	+0.017	<b>Winner</b>	<b>Winner</b>
2	14	PAUL Wyatt	WATER LINE RACING SEATTLE, WA	<b>Winner</b>	+0.136	+0.007
<b>Heat 2</b>				200m Time: 10.781	10.924	
				Speed: 66.784 km/h	65.910 km/h	
1	53	WALTERS Dalton	UNATTACHED LONG BEACH, CA	<b>Winner</b>	<b>Winner</b>	
2	11	KOLLER Finn	EDGE CYCLING BETHLEHEM, PA	+0.007	+0.019	

Generated: 2024-07-11 18:37:51

Timing & Results by One2Go Event Services



# ELITE & PARA-CYCLING TRACK

## NATIONAL CHAMPIONSHIPS

JULY 10-14, 2024 | CARSON, CA



### Start List

#### Women Sprint 1/2 Final - 3 Laps

Communique #2.3

Qualification Rule: The winners race for 1st and 2nd. Others race for 3rd and 4th. Best 2 of 3 rides

Best 2 of 3 Rides

Bib	Name	Team	From
<b>Heat 1</b>			
116	HAYES Emily		YORK, SC
109	WINTZ Mary	VELOFEMME P/B LITZLER	CINCINNATI, OH
<b>Heat 2</b>			
122	HANKINS Kayla	AMERICAN SPRINT CYCLING PROGRAM	SCOTTSDALE, AZ
106	MCKEE Mckenna	KIRK WHITEMAN COACHING	VANCOUVER, WA

Generated: 2024-07-11 12:14:02

Timing & Results by One2Go Event Services



# ELITE & PARA-CYCLING TRACK

## NATIONAL CHAMPIONSHIPS

JULY 10-14, 2024 | CARSON, CA



### Official Results

#### Women Sprint 1/2 Final - 3 Laps

Communique #2.4

Qualification Rule: The winners race for 1st and 2nd. Others race for 3rd and 4th. Best 2 of 3 rides

#### Best 2 of 3 Rides

Place	Bib	Name	Team	Ride 1	Ride 2	Decider
<b>Heat 1</b>				200m Time: 11.911	12.218	
				Speed: 60.448 km/h	58.929 km/h	
1	116	HAYES Emily	YORK, SC	<b>Winner</b>	<b>Winner</b>	
2	109	WINTZ Mary	VELOFEMME P/B LITZLER CINCINNATI, OH	+0.403	+0.176	
<b>Heat 2</b>				200m Time: 11.804	12.107	
				Speed: 60.996 km/h	59.470 km/h	
1	106	MCKEE Mckenna	KIRK WHITEMAN COACHING VANCOUVER, WA	<b>Winner</b>	<b>Winner</b>	
2	122	HANKINS Kayla	AMERICAN SPRINT CYCLING PROGRAM SCOTTSDALE, AZ	+0.082	+1.198	

Generated: 2024-07-11 18:32:28

Timing & Results by One2Go Event Services



# ELITE & PARA-CYCLING TRACK

## NATIONAL CHAMPIONSHIPS

JULY 10-14, 2024 | CARSON, CA



### Start List

#### Women Elimination Race Omni III

Communique #2.5

Number of Riders: 14

Bib	Name	Team	From
<b>Starting on the Blue Band</b>			
107	ZUBRIS Kimberly	BIKE WORKS P/B FRED BEANS	ALBURTIS, PA
101	PATRICK Chloe	CYNISCA CYCLING	CARSON, CA
102	STEVENSON Elizabeth	MAD TRACK CYCLING / LEXUS VELODROME DETROIT	ROCHESTER HILLS, MI
103	RUTECKI Julianna	BIKE WORKS P/B FRED BEANS	WEST CHESTER, PA
112	KUDLATA Claire	MONARCH RACING	WHITEFISH BAY, WI
114	AXELL Marissa	REVOLUTION RACING TEAM	EL CERRITO, CA
137	ADEJUMO Hollie	LEXUS VELODROME / DETROIT MAVERICKS	YPSILANTI, MI
<b>Starting on the Railing</b>			
129	GULICK Colleen	TEAM SKYLINE - CADENCE	LONG BEACH, CA
105	PATTISHALL Reagen	EDGE CYCLING	BREINIGSVILLE, PA
118	BATES Hayley	CHAMPION FACTORY	PASADENA, CA
104	BORDEN Chelsea	PROJEKT	BUFFALO, NY
113	SPERANZA Lucy	EDGE CYCLING	CENTER VALLEY, PA
128	JAMES Morgan	VELO CLUB LA GRANGE	LONG BEACH, CA
135	VOTAVA Candice	PHILLY BIKE EXPO	PHILADELPHIA, PA

Generated: 2024-07-11 17:18:49

Timing & Results by One2Go Event Services



# ELITE & PARA-CYCLING TRACK

## NATIONAL CHAMPIONSHIPS

JULY 10-14, 2024 | CARSON, CA



### Official Results

#### Women Elimination Race Omni III

Communique #2.6

Finish Time: 8:33

Place	Bib	Name	Team	From
1	101	PATRICK Chloe	CYNISCA CYCLING	CARSON, CA
2	107	ZUBRIS Kimberly	BIKE WORKS P/B FRED BEANS	ALBURTIS, PA
3	112	KUDLATA Claire	MONARCH RACING	WHITEFISH BAY, WI
4	102	STEVENSON Elizabeth	MAD TRACK CYCLING / LEXUS VELODROME DETR	ROCHESTER HILLS, MI
5	129	GULICK Colleen	TEAM SKYLINE - CADENCE	LONG BEACH, CA
6	103	RUTECKI Julianna	BIKE WORKS P/B FRED BEANS	WEST CHESTER, PA
7	105	PATTISHALL Reagen	EDGE CYCLING	BREINIGSVILLE, PA
8	104	BORDEN Chelsea	PROJEKT	BUFFALO, NY
9	118	BATES Hayley	CHAMPION FACTORY	PASADENA, CA
10	135	VOTAVA Candice	PHILLY BIKE EXPO	PHILADELPHIA, PA
11	128	JAMES Morgan	VELO CLUB LA GRANGE	LONG BEACH, CA
12	113	SPERANZA Lucy	EDGE CYCLING	CENTER VALLEY, PA
13	114	AXELL Marissa	REVOLUTION RACING TEAM	EL CERRITO, CA
14	137	ADEJUMO Hollie	LEXUS VELODROME / DETROIT MAVERICKS	YPSILANTI, MI

Generated: 2024-07-11 18:22:14

Timing & Results by One2Go Event Services



# ELITE & PARA-CYCLING TRACK

## NATIONAL CHAMPIONSHIPS

JULY 10-14, 2024 | CARSON, CA



### Official Results

#### Women Omnium

Communique #2.6.Omni

Place	Bib	Name	Team	Scratch	Tempo	Elim	Sub Total	Sprint Number								Finish Order	Lap Points	Total Points	
								1	2	3	4	5	6	7	8				
1	107	ZUBRIS Kimberly	BIKE WORKS P/B FRED BEANS	34(4)	40(1)	38(2)	112												112
2	101	PATRICK Chloe	CYNISCA CYCLING	32(5)	36(3)	40(1)	108												108
2	129	GULICK Colleen	TEAM SKYLINE - CADENCE	38(2)	38(2)	32(5)	108												108
4	105	PATTISHALL Reagen	EDGE CYCLING	40(1)	32(5)	28(7)	100												100
5	102	STEVENSON Elizabeth	MAD TRACK CYCLING / LEXUS VELODROME DETROIT	26(8)	34(4)	34(4)	94												94
6	118	BATES Hayley	CHAMPION FACTORY	36(3)	26(8)	24(9)	86												86
7	104	BORDEN Chelsea	PROJEKT	30(6)	28(7)	26(8)	84												84
8	103	RUTECKI Julianna	BIKE WORKS P/B FRED BEANS	22(10)	30(6)	30(6)	82												82
9	113	SPERANZA Lucy	EDGE CYCLING	20(11)	24(9)	18(12)	62												62
10	112	KUDLATA Claire	MONARCH RACING	28(7)	-20(11)	36(3)	44												44
11	128	JAMES Morgan	VELO CLUB LA GRANGE	24(9)	-18(10)	20(11)	26												26
12	135	VOTAVA Candice	PHILLY BIKE EXPO	16(13)	-22(12)	22(10)	16												16
13	114	AXELL Marissa	REVOLUTION RACING TEAM	18(12)	-22(12)	16(13)	12												12
14	137	ADEJUMO Hollie	LEXUS VELODROME / DETROIT MAVERICKS	14(14)	-26(14)	14(14)	2												2

Generated: 2024-07-11 18:22:17



# ELITE & PARA-CYCLING TRACK

## NATIONAL CHAMPIONSHIPS

JULY 10–14, 2024 | CARSON, CA



### Start List

#### Men Sprint 1/2 Final - 3 Laps

Communique #2.1

Qualification Rule: The winners race for 1st and 2nd. Others race for 3rd and 4th. Best 2 of 3 rides

Best 2 of 3 Rides

Bib	Name	Team	From
<b>Heat 1</b>			
5	BOONE Evan	PERFORMANCE CYCLE COACHING	SIERRA VISTA, AZ
14	PAUL Wyatt	WATER LINE RACING	SEATTLE, WA
<b>Heat 2</b>			
53	WALTERS Dalton	UNATTACHED	LONG BEACH, CA
11	KOLLER Finn	EDGE CYCLING	BETHLEHEM, PA

Generated: 2024-07-11 12:03:25

Timing & Results by One2Go Event Services





# ELITE & PARA-CYCLING TRACK

## NATIONAL CHAMPIONSHIPS

JULY 10-14, 2024 | CARSON, CA



### Official Results

#### Men Sprint 1/2 Final - 3 Laps

Communique #2.2

Qualification Rule: The winners race for 1st and 2nd. Others race for 3rd and 4th. Best 2 of 3 rides

#### Best 2 of 3 Rides

Place	Bib	Name	Team	Ride 1	Ride 2	Decider
<b>Heat 1</b>				200m Time: 11.053	10.832	11.356
				Speed: 65.141 km/h	66.470 km/h	63.403 km/h
1	5	BOONE Evan	PERFORMANCE CYCLE COACHING SIERRA VISTA, AZ	+0.017	<b>Winner</b>	<b>Winner</b>
2	14	PAUL Wyatt	WATER LINE RACING SEATTLE, WA	<b>Winner</b>	+0.136	+0.007
<b>Heat 2</b>				200m Time: 10.781	10.924	
				Speed: 66.784 km/h	65.910 km/h	
1	53	WALTERS Dalton	UNATTACHED LONG BEACH, CA	<b>Winner</b>	<b>Winner</b>	
2	11	KOLLER Finn	EDGE CYCLING BETHLEHEM, PA	+0.007	+0.019	

Generated: 2024-07-11 18:37:51

Timing & Results by One2Go Event Services



# ELITE & PARA-CYCLING TRACK

## NATIONAL CHAMPIONSHIPS

JULY 10-14, 2024 | CARSON, CA



### Start List

#### Women Sprint 1/2 Final - 3 Laps

Communique #2.3

Qualification Rule: The winners race for 1st and 2nd. Others race for 3rd and 4th. Best 2 of 3 rides

Best 2 of 3 Rides

Bib	Name	Team	From
<b>Heat 1</b>			
116	HAYES Emily		YORK, SC
109	WINTZ Mary	VELOFEMME P/B LITZLER	CINCINNATI, OH
<b>Heat 2</b>			
122	HANKINS Kayla	AMERICAN SPRINT CYCLING PROGRAM	SCOTTSDALE, AZ
106	MCKEE Mckenna	KIRK WHITEMAN COACHING	VANCOUVER, WA

Generated: 2024-07-11 12:14:02

Timing & Results by One2Go Event Services



# ELITE & PARA-CYCLING TRACK

## NATIONAL CHAMPIONSHIPS

JULY 10-14, 2024 | CARSON, CA



### Official Results

#### Women Sprint 1/2 Final - 3 Laps

Communique #2.4

Qualification Rule: The winners race for 1st and 2nd. Others race for 3rd and 4th. Best 2 of 3 rides

#### Best 2 of 3 Rides

Place	Bib	Name	Team	Ride 1	Ride 2	Decider
<b>Heat 1</b>				200m Time: 11.911	12.218	
				Speed: 60.448 km/h	58.929 km/h	
1	116	HAYES Emily	YORK, SC	<b>Winner</b>	<b>Winner</b>	
2	109	WINTZ Mary	VELOFEMME P/B LITZLER CINCINNATI, OH	+0.403	+0.176	
<b>Heat 2</b>				200m Time: 11.804	12.107	
				Speed: 60.996 km/h	59.470 km/h	
1	106	MCKEE Mckenna	KIRK WHITEMAN COACHING VANCOUVER, WA	<b>Winner</b>	<b>Winner</b>	
2	122	HANKINS Kayla	AMERICAN SPRINT CYCLING PROGRAM SCOTTSDALE, AZ	+0.082	+1.198	

Generated: 2024-07-11 18:32:28

Timing & Results by One2Go Event Services



# ELITE & PARA-CYCLING TRACK

## NATIONAL CHAMPIONSHIPS

JULY 10–14, 2024 | CARSON, CA



### Start List

#### Men Sprint 1/2 Final - 3 Laps

Communique #2.1

Qualification Rule: The winners race for 1st and 2nd. Others race for 3rd and 4th. Best 2 of 3 rides

Best 2 of 3 Rides

Bib	Name	Team	From
<b>Heat 1</b>			
5	BOONE Evan	PERFORMANCE CYCLE COACHING	SIERRA VISTA, AZ
14	PAUL Wyatt	WATER LINE RACING	SEATTLE, WA
<b>Heat 2</b>			
53	WALTERS Dalton	UNATTACHED	LONG BEACH, CA
11	KOLLER Finn	EDGE CYCLING	BETHLEHEM, PA

Generated: 2024-07-11 12:03:25

Timing & Results by One2Go Event Services



# ELITE & PARA-CYCLING TRACK

## NATIONAL CHAMPIONSHIPS

JULY 10-14, 2024 | CARSON, CA



### Official Results

#### Men Sprint 1/2 Final - 3 Laps

Communique #2.2

Qualification Rule: The winners race for 1st and 2nd. Others race for 3rd and 4th. Best 2 of 3 rides

#### Best 2 of 3 Rides

Place	Bib	Name	Team	Ride 1	Ride 2	Decider
<b>Heat 1</b>				200m Time: 11.053	10.832	11.356
				Speed: 65.141 km/h	66.470 km/h	63.403 km/h
1	5	BOONE Evan	PERFORMANCE CYCLE COACHING SIERRA VISTA, AZ	+0.017	<b>Winner</b>	<b>Winner</b>
2	14	PAUL Wyatt	WATER LINE RACING SEATTLE, WA	<b>Winner</b>	+0.136	+0.007
<b>Heat 2</b>				200m Time: 10.781	10.924	
				Speed: 66.784 km/h	65.910 km/h	
1	53	WALTERS Dalton	UNATTACHED LONG BEACH, CA	<b>Winner</b>	<b>Winner</b>	
2	11	KOLLER Finn	EDGE CYCLING BETHLEHEM, PA	+0.007	+0.019	

Generated: 2024-07-11 18:37:51

Timing & Results by One2Go Event Services



# ELITE & PARA-CYCLING TRACK

## NATIONAL CHAMPIONSHIPS

JULY 10–14, 2024 | CARSON, CA



### Start List

#### Men Elimination Race Omni III

Communique #2.15

Number of Riders: 17

Bib	Name	Team	From
<b>Starting on the Blue Band</b>			
16	RHIM Brendan	PROJECT ECHELON RACING	BOULDER, CO
19	DOMONOSKE David	ALTO VELO	PALO ALTO, CA
3	ABSHIRE Lance	CHANEY WINDOWS AND DOORS	BATON ROUGE, LA
12	GALLAGHER Merrick	JERRY BAKER JUNIORS	REDMOND, WA
26	SIMS Patton	STAR TRACK	STERLINGTON, LA
25	WATKINS Michael	JACOMO RACING P/B MINSKY'S PIZZA	ERIE, CO
21	PAK Justin	STAR TRACK	FLUSHING, NY
30	LAWSON Dylan	BELL LAP CYCLEWORKS PB DOGWOOD CYCLEWORX	SMYRNA, GA
<b>Starting on the Railing</b>			
2	LANGE Colby	CHANEY WINDOWS AND DOORS	EDWARDS, CO
1	JOHNSON Anders	CHANEY WINDOWS AND DOORS	HUNTSVILLE, UT
8	BREUER Daniel	CHANEY WINDOWS AND DOORS	ATLANTA, GA
50	GREEN Bradley	STAR TRACK	SCHNECKSVILLE, PA
18	STEIN Dakota	EDGE CYCLING	BREINIGSVILLE, PA
31	HERSAM Donald	TERUN ELITE	SANTA CLARA, CA
4	BAKER Carsten	VELO TRACK CYCLING P/B FATC	DANVILLE, CA
49	COOK Codey		COLORADO SPRINGS, CO
46	DAVIDSON Chants	MACC RACING	ATLANTA, GA

Generated: 2024-07-11 12:35:35



# ELITE & PARA-CYCLING TRACK

## NATIONAL CHAMPIONSHIPS

JULY 10-14, 2024 | CARSON, CA



### Official Results

#### Men Elimination Race Omni III

Communique #2.16

Finish Time: 8:54

Place	Bib	Name	Team	From
1	16	RHIM Brendan	PROJECT ECHELON RACING	BOULDER, CO
2	2	LANGE Colby	CHANEY WINDOWS AND DOORS	EDWARDS, CO
3	3	ABSHIRE Lance	CHANEY WINDOWS AND DOORS	BATON ROUGE, LA
4	18	STEIN Dakota	EDGE CYCLING	BREINIGSVILLE, PA
5	12	GALLAGHER Merrick	JERRY BAKER JUNIORS	REDMOND, WA
6	50	GREEN Bradley	STAR TRACK	SCHNECKSVILLE, PA
7	26	SIMS Patton	STAR TRACK	STERLINGTON, LA
8	19	DOMONOSKE David	ALTO VELO	PALO ALTO, CA
9	1	JOHNSON Anders	CHANEY WINDOWS AND DOORS	HUNTSVILLE, UT
10	8	BREUER Daniel	CHANEY WINDOWS AND DOORS	ATLANTA, GA
11	21	PAK Justin	STAR TRACK	FLUSHING, NY
12	46	DAVIDSON Chants	MACC RACING	ATLANTA, GA
13	4	BAKER Carsten	VELO TRACK CYCLING P/B FATC	DANVILLE, CA
14	25	WATKINS Michael	JACOMO RACING P/B MINSKY'S PIZZA	ERIE, CO
15	30	LAWSON Dylan	BELL LAP CYCLEWORKS PB DOGWOOD CYCLEWORX	SMYRNA, GA
16	31	HERSAM Donald	TERUN ELITE	SANTA CLARA, CA
17	49	COOK Codey		COLORADO SPRINGS, CO

Generated: 2024-07-11 18:50:34

Timing & Results by One2Go Event Services



# ELITE & PARA-CYCLING TRACK

## NATIONAL CHAMPIONSHIPS

JULY 10-14, 2024 | CARSON, CA



### Official Results

#### Men Omnium

Communique #2.16.Omni

Place	Bib	Name	Team	Scratch	Tempo	Elim	Sub Total	Sprint Number										Finish Order	Lap Points	Total Points		
								1	2	3	4	5	6	7	8	9	10					
1	16	RHIM Brendan	PROJECT ECHELON RACING	40(1)	38(2)	40(1)	118															118
2	2	LANGE Colby	CHANEY WINDOWS AND DOORS	38(2)	40(1)	38(2)	116															116
3	3	ABSHIRE Lance	CHANEY WINDOWS AND DOORS	24(9)	34(4)	36(3)	94															94
3	19	DOMONOSKE David	ALTO VELO	36(3)	32(5)	26(8)	94															94
5	1	JOHNSON Anders	CHANEY WINDOWS AND DOORS	32(5)	36(3)	24(9)	92															92
6	18	STEIN Dakota	EDGE CYCLING	28(7)	24(9)	34(4)	86															86
6	50	GREEN Bradley	STAR TRACK	30(6)	26(8)	30(6)	86															86
8	12	GALLAGHER Merrick	JERRY BAKER JUNIORS	22(10)	30(6)	32(5)	84															84
8	8	BREUER Daniel	CHANEY WINDOWS AND DOORS	34(4)	28(7)	22(10)	84															84
10	26	SIMS Patton	STAR TRACK	26(8)	20(11)	28(7)	74															74
11	25	WATKINS Michael	JACOMO RACING P/B MINSKY'S PIZZA	20(11)	18(12)	14(14)	52															52
12	31	HERSAM Donald	TERUN ELITE	18(12)	22(10)	10(16)	50															50
13	21	PAK Justin	STAR TRACK	16(13)	-28(15)	20(11)	8															8
14	4	BAKER Carsten	VELO TRACK CYCLING P/B FATC	14(14)	-26(14)	16(13)	4															4
15	30	LAWSON Dylan	BELL LAP CYCLEWORKS PB DOGWOOD CYCLEWORX	12(15)	-30(16)	12(15)	-6															-6
15	49	COOK Codey		-30(16)	16(13)	8(17)	-6															-6
17	46	DAVIDSON Chants	MACC RACING	-32(17)	-32(17)	18(12)	-46															-46
18	51	HUANG Kevin	TEAM VELOZ	DNF			0															DNF

Generated: 2024-07-11 18:50:37





# ELITE & PARA-CYCLING TRACK

NATIONAL CHAMPIONSHIPS  
JULY 10-14, 2024 | CARSON, CA



## Start List

### Men Sprint Final - 3 Laps

Communique #2.17

Best 2 of 3 Rides

Bib	Name	Team	From
<b>Final 3-4</b>			
14	PAUL Wyatt	WATER LINE RACING	SEATTLE, WA
11	KOLLER Finn	EDGE CYCLING	BETHLEHEM, PA
<b>Final 1-2</b>			
5	BOONE Evan	PERFORMANCE CYCLE COACHING	SIERRA VISTA, AZ
53	WALTERS Dalton	UNATTACHED	LONG BEACH, CA

Generated: 2024-07-11 18:47:16

Timing & Results by One2Go Event Services



# ELITE & PARA-CYCLING TRACK

## NATIONAL CHAMPIONSHIPS

JULY 10-14, 2024 | CARSON, CA



### Official Results

#### Men Sprint Final - 3 Laps

Communique #2.18

Best 2 of 3 Rides

Place	Bib	Name	Team	Ride 1	Ride 2	Decider
<b>Final 3-4</b>				200m Time: 13.587	11.138	
				Speed: 52.992 km/h	64.644 km/h	
1	11	KOLLER Finn	EDGE CYCLING BETHLEHEM, PA	<b>Winner</b>	<b>Winner</b>	
2	14	PAUL Wyatt	WATER LINE RACING SEATTLE, WA	+3.996	+0.035	
<b>Final 1-2</b>				200m Time: 11.712	12.520	10.577
				Speed: 61.475 km/h	57.508 km/h	68.072 km/h
1	5	BOONE Evan	PERFORMANCE CYCLE COACHING SIERRA VISTA, AZ	+0.958	<b>Winner</b>	<b>Winner</b>
2	53	WALTERS Dalton	UNATTACHED LONG BEACH, CA	<b>Winner</b>	+0.043	+0.031

Generated: 2024-07-11 20:29:39

Timing & Results by One2Go Event Services



# ELITE & PARA-CYCLING TRACK

## NATIONAL CHAMPIONSHIPS

JULY 10-14, 2024 | CARSON, CA



### Official Results

#### Men Sprint Final Classification

Communique #2.18.1

Place	Bib	Name	Team	From
<b>Gold</b>	<b>5</b>	BOONE Evan	PERFORMANCE CYCLE COACHING	SIERRA VISTA, AZ
<b>Silver</b>	<b>53</b>	WALTERS Dalton	UNATTACHED	LONG BEACH, CA
<b>Bronze</b>	<b>11</b>	KOLLER Finn	EDGE CYCLING	BETHLEHEM, PA
<b>4</b>	<b>14</b>	PAUL Wyatt	WATER LINE RACING	SEATTLE, WA
<b>5</b>	<b>23</b>	TANG Geneway	EDGE CYCLING	NEW YORK, NY
<b>6</b>	<b>17</b>	ROBERTS Nicholas	EDGE CYCLING	WHITEHALL, PA
<b>7</b>	<b>41</b>	JAMESON Corey	WATER LINE RACING	SAN DIEGO, CA
<b>8</b>	<b>15</b>	CHU Andrew	EDGE CYCLING	FLUSHING, NY
<b>9</b>	<b>6</b>	SIEGEL Alex	WATER LINE RACING	SEATTLE, WA
<b>10</b>	<b>39</b>	BONILLA Louis	IRONFLY	LONG BEACH, CA
<b>11</b>	<b>35</b>	FORD Andrew		EL CERRITO, CA
<b>12</b>	<b>42</b>	GRINE Keith	SERIOUS CYCLING	SIMI VALLEY, CA
<b>13</b>	<b>9</b>	HAUCK Grayson	STAR TRACK	ALLENTOWN, PA
<b>14</b>	<b>37</b>	BREWER Alex		LAKWOOD, CA
<b>15</b>	<b>57</b>	BONILLA Christopher	TMB DEVELOPMENT P/B EQUATOR COFFEES	SAN JOSE, CA
<b>16</b>	<b>38</b>	TRAN Vinh	SORRY COACH CYCLE CLUB	CANOGA PARK, CA
<b>17</b>	<b>40</b>	BERTET Joel	BLACKLINE RACING	LOS ANGELES, CA

Generated: 2024-07-11 20:29:43

Timing & Results by One2Go Event Services



# ELITE & PARA-CYCLING TRACK

NATIONAL CHAMPIONSHIPS  
JULY 10-14, 2024 | CARSON, CA



## Start List

### Women Sprint Final - 3 Laps

Communique #2.19

Best 2 of 3 Rides

Bib	Name	Team	From
<b>Final 3-4</b>			
109	WINTZ Mary	VELOFEMME P/B LITZLER	CINCINNATI, OH
122	HANKINS Kayla	AMERICAN SPRINT CYCLING PROGRAM	SCOTTSDALE, AZ
<b>Final 1-2</b>			
116	HAYES Emily		YORK, SC
106	MCKEE Mckenna	KIRK WHITEMAN COACHING	VANCOUVER, WA

Generated: 2024-07-11 18:32:55

Timing & Results by One2Go Event Services



# ELITE & PARA-CYCLING TRACK

## NATIONAL CHAMPIONSHIPS

JULY 10-14, 2024 | CARSON, CA



### Official Results

#### Women Sprint Final - 3 Laps

Communique #2.20

Best 2 of 3 Rides

Place	Bib	Name	Team	Ride 1	Ride 2	Decider
<b>Final 3-4</b>				200m Time: 12.085	12.022	
				Speed: 59.578 km/h	59.890 km/h	
1	122	HANKINS Kayla	AMERICAN SPRINT CYCLING PROGRAM SCOTTSDALE, AZ	<b>Winner</b>	<b>Winner</b>	
2	109	WINTZ Mary	VELOFEMME P/B LITZLER CINCINNATI, OH	+0.158	+0.581	
<b>Final 1-2</b>				200m Time: 11.931	12.157	
				Speed: 60.347 km/h	59.225 km/h	
1	106	MCKEE Mckenna	KIRK WHITEMAN COACHING VANCOUVER, WA	<b>Winner</b>	<b>Winner</b>	
2	116	HAYES Emily	YORK, SC	+0.080	+0.061	

Generated: 2024-07-11 19:47:50

Timing & Results by One2Go Event Services



# ELITE & PARA-CYCLING TRACK

## NATIONAL CHAMPIONSHIPS

JULY 10-14, 2024 | CARSON, CA



### Official Results

#### Women Sprint Final Classification

Communique #2.20.1

Place	Bib	Name	Team	From
<b>Gold</b>	<b>106</b>	MCKEE Mckenna	KIRK WHITEMAN COACHING	VANCOUVER, WA
<b>Silver</b>	<b>116</b>	HAYES Emily		YORK, SC
<b>Bronze</b>	<b>122</b>	HANKINS Kayla	AMERICAN SPRINT CYCLING PROGRAM	SCOTTSDALE, AZ
<b>4</b>	<b>109</b>	WINTZ Mary	VELOFEMME P/B LITZLER	CINCINNATI, OH
<b>5</b>	<b>126</b>	SCHWAB Missy	ERO SPORTS	BARTO, PA
<b>6</b>	<b>131</b>	VERMA Divya	EDGE CYCLING	BREINIGSVILLE, PA
<b>7</b>	<b>119</b>	DEYE Mia	STAR TRACK	GEIGERTOWN, PA
<b>8</b>	<b>136</b>	CHRISTIAN Sylese		LONG BEACH, CA
<b>9</b>	<b>111</b>	WELLS Mackenzie	SHADOW CYCLING COLLECTIVE	BROOKLYN, NY
<b>10</b>	<b>130</b>	FLANIGAN Annika	EDGE CYCLING	BETHLEHEM, PA
<b>11</b>	<b>108</b>	WUNROW Jacqueline	PSIMET RACING	GLENDALE HEIGHTS, IL
<b>12</b>	<b>115</b>	ELLISON Jordan		SHERMAN OAKS, CA
<b>DNS</b>	<b>133</b>	SCHELBERG Emily	TEAM ERO	LINTHICUM, MD

Generated: 2024-07-11 19:49:18

Timing & Results by One2Go Event Services



# ELITE & PARA-CYCLING TRACK

NATIONAL CHAMPIONSHIPS  
JULY 10-14, 2024 | CARSON, CA



## Start List

### Women Points Race Omni IV - 20km - 80 Laps

Communique #2.21

Number of Riders: 14

Bib	Name	Team	From
<b>Starting on the Blue Band</b>			
101	PATRICK Chloe	CYNISCA CYCLING	CARSON, CA
105	PATTISHALL Reagen	EDGE CYCLING	BREINGSVILLE, PA
118	BATES Hayley	CHAMPION FACTORY	PASADENA, CA
103	RUTECKI Julianna	BIKE WORKS P/B FRED BEANS	WEST CHESTER, PA
112	KUDLATA Claire	MONARCH RACING	WHITEFISH BAY, WI
135	VOTAVA Candice	PHILLY BIKE EXPO	PHILADELPHIA, PA
137	ADEJUMO Hollie	LEXUS VELODROME / DETROIT MAVERICKS	YPSILANTI, MI
<b>Starting on the Railing</b>			
107	ZUBRIS Kimberly	BIKE WORKS P/B FRED BEANS	ALBURTIS, PA
129	GULICK Colleen	TEAM SKYLINE - CADENCE	LONG BEACH, CA
102	STEVENSON Elizabeth	MAD TRACK CYCLING / LEXUS VELODROME DETROIT	ROCHESTER HILLS, MI
104	BORDEN Chelsea	PROJEKT	BUFFALO, NY
113	SPERANZA Lucy	EDGE CYCLING	CENTER VALLEY, PA
128	JAMES Morgan	VELO CLUB LA GRANGE	LONG BEACH, CA
114	AXELL Marissa	REVOLUTION RACING TEAM	EL CERRITO, CA

Generated: 2024-07-11 18:23:07

Timing & Results by One2Go Event Services



# ELITE & PARA-CYCLING TRACK

## NATIONAL CHAMPIONSHIPS

JULY 10-14, 2024 | CARSON, CA



### Official Results

#### Women Points Race Omni IV - 20km - 80 Laps

Communique #2.22

Finish Time: 27:09

Speed: 44.2 km/h

Place	Bib	Name	Team	Sprint Number								Finish Order	Lap Points	Total Points
				1	2	3	4	5	6	7	8			
1	107	ZUBRIS Kimberly	BIKE WORKS P/B FRED BEANS		5	1	2		5			9	20	145
2	101	PATRICK Chloe	CYNISCA CYCLING	2	1	5	1	5	3	5	10	1	0	140
3	129	GULICK Colleen	TEAM SKYLINE - CADENCE	5	3	2	3	3		3	4	3	0	131
4	102	STEVENSON Elizabeth	MAD TRACK CYCLING / LEXUS VELODROME DETR	1			5			2	2	4	20	124
5	105	PATTISHALL Reagen	EDGE CYCLING					2	2		6	2	0	110
6	118	BATES Hayley	CHAMPION FACTORY	3		3				1		7	0	93
7	104	BORDEN Chelsea	PROJEKT		2			1	1			5	0	88
8	103	RUTECKI Julianna	BIKE WORKS P/B FRED BEANS									6	-20	62
9	113	SPERANZA Lucy	EDGE CYCLING									8	0	62
10	112	KUDLATA Claire	MONARCH RACING									11	-40	4
11	135	VOTAVA Candice	PHILLY BIKE EXPO									12	-40	-24
12	114	AXELL Marissa	REVOLUTION RACING TEAM									10	-40	-28
DNF	137	ADEJUMO Hollie	LEXUS VELODROME / DETROIT MAVERICKS											
DNS	128	JAMES Morgan	VELO CLUB LA GRANGE											

Generated: 2024-07-11 20:33:38





# ELITE & PARA-CYCLING TRACK

## NATIONAL CHAMPIONSHIPS

JULY 10-14, 2024 | CARSON, CA



### Official Results

#### Women Omnium

Communique #2.22.Omni

Place	Bib	Name	Team	Scratch	Tempo	Elim	Sub Total	Sprint Number								Finish Order	Lap Points	Total Points
								1	2	3	4	5	6	7	8			
<b>Gold</b>	107	ZUBRIS Kimberly	BIKE WORKS P/B FRED BEANS	34(4)	40(1)	38(2)	112		5	1	2		5			9	20	145
<b>Silver</b>	101	PATRICK Chloe	CYNISCA CYCLING	32(5)	36(3)	40(1)	108	2	1	5	1	5	3	5	10	1		140
<b>Bronze</b>	129	GULICK Colleen	TEAM SKYLINE - CADENCE	38(2)	38(2)	32(5)	108	5	3	2	3	3		3	4	3		131
4	102	STEVENSON Elizabeth	MAD TRACK CYCLING / LEXUS VELODROME DETROIT	26(8)	34(4)	34(4)	94	1			5			2	2	4	20	124
5	105	PATTISHALL Reagen	EDGE CYCLING	40(1)	32(5)	28(7)	100					2	2		6	2		110
6	118	BATES Hayley	CHAMPION FACTORY	36(3)	26(8)	24(9)	86	3		3				1		7		93
7	104	BORDEN Chelsea	PROJEKT	30(6)	28(7)	26(8)	84		2				1	1		5		88
8	103	RUTECKI Julianna	BIKE WORKS P/B FRED BEANS	22(10)	30(6)	30(6)	82									6	-20	62
9	113	SPERANZA Lucy	EDGE CYCLING	20(11)	24(9)	18(12)	62									8		62
10	112	KUDLATA Claire	MONARCH RACING	28(7)	-20(11)	36(3)	44									11	-40	4
11	135	VOTAVA Candice	PHILLY BIKE EXPO	16(13)	-22(12)	22(10)	16									12	-40	-24
12	114	AXELL Marissa	REVOLUTION RACING TEAM	18(12)	-22(12)	16(13)	12									10	-40	-28
13	137	ADEJUMO Hollie	LEXUS VELODROME / DETROIT MAVERICKS	14(14)	-26(14)	14(14)	2											DNF
14	128	JAMES Morgan	VELO CLUB LA GRANGE	24(9)	-18(10)	20(11)	26											DNF

Generated: 2024-07-11 20:33:56



# ELITE & PARA-CYCLING TRACK

NATIONAL CHAMPIONSHIPS  
JULY 10-14, 2024 | CARSON, CA



## Start List

### Men Sprint Final - 3 Laps

Communique #2.17

Best 2 of 3 Rides

Bib	Name	Team	From
<b>Final 3-4</b>			
14	PAUL Wyatt	WATER LINE RACING	SEATTLE, WA
11	KOLLER Finn	EDGE CYCLING	BETHLEHEM, PA
<b>Final 1-2</b>			
5	BOONE Evan	PERFORMANCE CYCLE COACHING	SIERRA VISTA, AZ
53	WALTERS Dalton	UNATTACHED	LONG BEACH, CA

Generated: 2024-07-11 18:47:16

Timing & Results by One2Go Event Services



# ELITE & PARA-CYCLING TRACK

## NATIONAL CHAMPIONSHIPS

JULY 10-14, 2024 | CARSON, CA



### Official Results

#### Men Sprint Final - 3 Laps

Communique #2.18

Best 2 of 3 Rides

Place	Bib	Name	Team	Ride 1	Ride 2	Decider
<b>Final 3-4</b>				200m Time: 13.587	11.138	
				Speed: 52.992 km/h	64.644 km/h	
1	11	KOLLER Finn	EDGE CYCLING BETHLEHEM, PA	<b>Winner</b>	<b>Winner</b>	
2	14	PAUL Wyatt	WATER LINE RACING SEATTLE, WA	+3.996	+0.035	
<b>Final 1-2</b>				200m Time: 11.712	12.520	10.577
				Speed: 61.475 km/h	57.508 km/h	68.072 km/h
1	5	BOONE Evan	PERFORMANCE CYCLE COACHING SIERRA VISTA, AZ	+0.958	<b>Winner</b>	<b>Winner</b>
2	53	WALTERS Dalton	UNATTACHED LONG BEACH, CA	<b>Winner</b>	+0.043	+0.031

Generated: 2024-07-11 20:29:39

Timing & Results by One2Go Event Services



# ELITE & PARA-CYCLING TRACK

NATIONAL CHAMPIONSHIPS  
JULY 10-14, 2024 | CARSON, CA



## Start List

### Women Sprint Final - 3 Laps

Communique #2.19

Best 2 of 3 Rides

Bib	Name	Team	From
<b>Final 3-4</b>			
109	WINTZ Mary	VELOFEMME P/B LITZLER	CINCINNATI, OH
122	HANKINS Kayla	AMERICAN SPRINT CYCLING PROGRAM	SCOTTSDALE, AZ
<b>Final 1-2</b>			
116	HAYES Emily		YORK, SC
106	MCKEE Mckenna	KIRK WHITEMAN COACHING	VANCOUVER, WA

Generated: 2024-07-11 18:32:55

Timing & Results by One2Go Event Services



# ELITE & PARA-CYCLING TRACK

## NATIONAL CHAMPIONSHIPS

JULY 10-14, 2024 | CARSON, CA



### Official Results

#### Women Sprint Final - 3 Laps

Communique #2.20

Best 2 of 3 Rides

Place	Bib	Name	Team	Ride 1	Ride 2	Decider
<b>Final 3-4</b>				200m Time: 12.085	12.022	
				Speed: 59.578 km/h	59.890 km/h	
1	122	HANKINS Kayla	AMERICAN SPRINT CYCLING PROGRAM SCOTTSDALE, AZ	<b>Winner</b>	<b>Winner</b>	
2	109	WINTZ Mary	VELOFEMME P/B LITZLER CINCINNATI, OH	+0.158	+0.581	
<b>Final 1-2</b>				200m Time: 11.931	12.157	
				Speed: 60.347 km/h	59.225 km/h	
1	106	MCKEE Mckenna	KIRK WHITEMAN COACHING VANCOUVER, WA	<b>Winner</b>	<b>Winner</b>	
2	116	HAYES Emily	YORK, SC	+0.080	+0.061	

Generated: 2024-07-11 19:47:50

Timing & Results by One2Go Event Services



# ELITE & PARA-CYCLING TRACK

## NATIONAL CHAMPIONSHIPS

JULY 10-14, 2024 | CARSON, CA



### Start List

#### Men Points Race Omni IV - 25km - 100 Laps

Communique #2.27

Number of Riders: 17

Bib	Name	Team	From
<b>Starting on the Blue Band</b>			
2	LANGE Colby	CHANEY WINDOWS AND DOORS	EDWARDS, CO
19	DOMONOSKE David	ALTO VELO	PALO ALTO, CA
18	STEIN Dakota	EDGE CYCLING	BREINIGSVILLE, PA
8	BREUER Daniel	CHANEY WINDOWS AND DOORS	ATLANTA, GA
26	SIMS Patton	STAR TRACK	STERLINGTON, LA
31	HERSAM Donald	TERUN ELITE	SANTA CLARA, CA
4	BAKER Carsten	VELO TRACK CYCLING P/B FATC	DANVILLE, CA
49	COOK Codey		COLORADO SPRINGS, CO
<b>Starting on the Railing</b>			
16	RHIM Brendan	PROJECT ECHELON RACING	BOULDER, CO
3	ABSHIRE Lance	CHANEY WINDOWS AND DOORS	BATON ROUGE, LA
1	JOHNSON Anders	CHANEY WINDOWS AND DOORS	HUNTSVILLE, UT
50	GREEN Bradley	STAR TRACK	SCHNECKSVILLE, PA
12	GALLAGHER Merrick	JERRY BAKER JUNIORS	REDMOND, WA
25	WATKINS Michael	JACOMO RACING P/B MINSKY'S PIZZA	ERIE, CO
21	PAK Justin	STAR TRACK	FLUSHING, NY
30	LAWSON Dylan	BELL LAP CYCLEWORKS PB DOGWOOD CYCLEWORX	SMYRNA, GA
46	DAVIDSON Chants	MACC RACING	ATLANTA, GA

Generated: 2024-07-11 18:50:59



# ELITE & PARA-CYCLING TRACK

## NATIONAL CHAMPIONSHIPS

JULY 10-14, 2024 | CARSON, CA



### Official Results

#### Men Points Race Omni IV - 25km - 100 Laps

Communique #2.28

Finish Time: 29:40

Speed: 50.5 km/h

Place	Bib	Name	Team	Sprint Number										Finish Order	Lap Points	Total Points
				1	2	3	4	5	6	7	8	9	10			
1	16	RHIM Brendan	PROJECT ECHELON RACING	1	5		3	5	1		1	2	4	3	20	160
2	1	JOHNSON Anders	CHANEY WINDOWS AND DOORS		1	5							6	2	40	144
3	2	LANGE Colby	CHANEY WINDOWS AND DOORS	5	3		2	2		2			10	1	0	140
4	3	ABSHIRE Lance	CHANEY WINDOWS AND DOORS		2				5		3	5		5	20	129
5	8	BREUER Daniel	CHANEY WINDOWS AND DOORS				5					1	2	4	20	112
6	19	DOMONOSKE David	ALTO VELO							3				10	0	97
7	50	GREEN Bradley	STAR TRACK			3			2	5				11	0	96
8	12	GALLAGHER Merrick	JERRY BAKER JUNIORS	2		2		3						7	0	91
9	26	SIMS Patton	STAR TRACK			1	1	1		1	5	3		6	0	86
10	18	STEIN Dakota	EDGE CYCLING											13	-40	46
11	25	WATKINS Michael	JACOMO RACING P/B MINSKY'S PIZZA								2			8	-40	14
12	31	HERSAM Donald	TERUN ELITE											12	-40	10
13	49	COOK Codey							3					9	-20	-23
14	21	PAK Justin	STAR TRACK	3										16	-40	-29
15	4	BAKER Carsten	VELO TRACK CYCLING P/B FATC											14	-40	-36
16	30	LAWSON Dylan	BELL LAP CYCLEWORKS PB DOGWOOD CYCLEWORX											14	-40	-46
17	46	DAVIDSON Chants	MACC RACING											17	-40	-86

Generated: 2024-07-11 20:26:18



# ELITE & PARA-CYCLING TRACK

## NATIONAL CHAMPIONSHIPS

JULY 10-14, 2024 | CARSON, CA



### Official Results

#### Men Omnium

Communique #2.28.Omni

Place	Bib	Name	Team	Scratch	Tempo	Elim	Sub Total	Sprint Number										Finish Order	Lap Points	Total Points
								1	2	3	4	5	6	7	8	9	10			
<b>Gold</b>	16	RHIM Brendan	PROJECT ECHELON RACING	40(1)	38(2)	40(1)	118	1	5		3	5	1		1	2	4	3	20	160
<b>Silver</b>	1	JOHNSON Anders	CHANEY WINDOWS AND DOORS	32(5)	36(3)	24(9)	92		1	5							6	2	40	144
<b>Bronze</b>	2	LANGE Colby	CHANEY WINDOWS AND DOORS	38(2)	40(1)	38(2)	116	5	3		2	2		2			10	1		140
4	3	ABSHIRE Lance	CHANEY WINDOWS AND DOORS	24(9)	34(4)	36(3)	94		2				5		3	5		5	20	129
5	8	BREUER Daniel	CHANEY WINDOWS AND DOORS	34(4)	28(7)	22(10)	84				5					1	2	4	20	112
6	19	DOMONOSKE David	ALTO VELO	36(3)	32(5)	26(8)	94							3				10		97
7	50	GREEN Bradley	STAR TRACK	30(6)	26(8)	30(6)	86			3			2	5				11		96
8	12	GALLAGHER Merrick	JERRY BAKER JUNIORS	22(10)	30(6)	32(5)	84	2		2		3						7		91
9	26	SIMS Patton	STAR TRACK	26(8)	20(11)	28(7)	74			1	1	1		1	5	3		6		86
10	18	STEIN Dakota	EDGE CYCLING	28(7)	24(9)	34(4)	86											13	-40	46
11	25	WATKINS Michael	JACOMO RACING P/B MINSKY'S PIZZA	20(11)	18(12)	14(14)	52								2			8	-40	14
12	31	HERSAM Donald	TERUN ELITE	18(12)	22(10)	10(16)	50											12	-40	10
13	49	COOK Codey		-30(16)	16(13)	8(17)	-6						3					9	-20	-23
14	21	PAK Justin	STAR TRACK	16(13)	-28(15)	20(11)	8	3										16	-40	-29
15	4	BAKER Carsten	VELO TRACK CYCLING P/B FATC	14(14)	-26(14)	16(13)	4											14	-40	-36
16	30	LAWSON Dylan	BELL LAP CYCLEWORKS PB DOGWOOD CYCLEWORX	12(15)	-30(16)	12(15)	-6											14	-40	-46
17	46	DAVIDSON Chants	MACC RACING	-32(17)	-32(17)	18(12)	-46											17	-40	-86
18	51	HUANG Kevin	TEAM VELOZ	DNF			0													DNF

Generated: 2024-07-11 20:26:21





# ELITE & PARA-CYCLING TRACK

NATIONAL CHAMPIONSHIPS  
JULY 10-14, 2024 | CARSON, CA



## Start List

### Men Sprint Final - 3 Laps

Communique #2.17

Best 2 of 3 Rides

Bib	Name	Team	From
<b>Final 3-4</b>			
14	PAUL Wyatt	WATER LINE RACING	SEATTLE, WA
11	KOLLER Finn	EDGE CYCLING	BETHLEHEM, PA
<b>Final 1-2</b>			
5	BOONE Evan	PERFORMANCE CYCLE COACHING	SIERRA VISTA, AZ
53	WALTERS Dalton	UNATTACHED	LONG BEACH, CA

Generated: 2024-07-11 18:47:16

Timing & Results by One2Go Event Services



# ELITE & PARA-CYCLING TRACK

## NATIONAL CHAMPIONSHIPS

JULY 10-14, 2024 | CARSON, CA



### Official Results

#### Men Sprint Final - 3 Laps

Communique #2.18

Best 2 of 3 Rides

Place	Bib	Name	Team	Ride 1	Ride 2	Decider
<b>Final 3-4</b>				200m Time: 13.587	11.138	
				Speed: 52.992 km/h	64.644 km/h	
1	11	KOLLER Finn	EDGE CYCLING BETHLEHEM, PA	<b>Winner</b>	<b>Winner</b>	
2	14	PAUL Wyatt	WATER LINE RACING SEATTLE, WA	+3.996	+0.035	
<b>Final 1-2</b>				200m Time: 11.712	12.520	10.577
				Speed: 61.475 km/h	57.508 km/h	68.072 km/h
1	5	BOONE Evan	PERFORMANCE CYCLE COACHING SIERRA VISTA, AZ	+0.958	<b>Winner</b>	<b>Winner</b>
2	53	WALTERS Dalton	UNATTACHED LONG BEACH, CA	<b>Winner</b>	+0.043	+0.031

Generated: 2024-07-11 20:29:39

Timing & Results by One2Go Event Services



# ELITE & PARA-CYCLING TRACK

NATIONAL CHAMPIONSHIPS  
JULY 10–14, 2024 | CARSON, CA



## Medal Ceremony

### Men Sprint Final

Place	Bib	Name	Team	From
<b>Gold</b>	<b>5</b>	BOONE Evan	PERFORMANCE CYCLE COACHING	SIERRA VISTA, AZ
<b>Silver</b>	<b>53</b>	WALTERS Dalton	UNATTACHED	LONG BEACH, CA
<b>Bronze</b>	<b>11</b>	KOLLER Finn	EDGE CYCLING	BETHLEHEM, PA

### Women Sprint Final

Place	Bib	Name	Team	From
<b>Gold</b>	<b>106</b>	MCKEE Mckenna	KIRK WHITEMAN COACHING	VANCOUVER, WA
<b>Silver</b>	<b>116</b>	HAYES Emily		YORK, SC
<b>Bronze</b>	<b>122</b>	HANKINS Kayla	AMERICAN SPRINT CYCLING PROGRAM	SCOTTSDALE, AZ

### Men Omnium

Place	Bib	Name	Team	From
<b>Gold</b>	<b>16</b>	RHIM Brendan	PROJECT ECHELON RACING	BOULDER, CO
<b>Silver</b>	<b>1</b>	JOHNSON Anders	CHANEY WINDOWS AND DOORS	HUNTSVILLE, UT
<b>Bronze</b>	<b>2</b>	LANGE Colby	CHANEY WINDOWS AND DOORS	EDWARDS, CO

### Women Omnium

Place	Bib	Name	Team	From
<b>Gold</b>	<b>107</b>	ZUBRIS Kimberly	BIKE WORKS P/B FRED BEANS	ALBURTIS, PA
<b>Silver</b>	<b>101</b>	PATRICK Chloe	CYNISCA CYCLING	CARSON, CA
<b>Bronze</b>	<b>129</b>	GULICK Colleen	TEAM SKYLINE - CADENCE	LONG BEACH, CA

Timing & Results by One2Go Event Services



# ELITE & PARA-CYCLING TRACK

## NATIONAL CHAMPIONSHIPS

JULY 10-14, 2024 | CARSON, CA



### Start List

#### Men Pursuit Qualifying - 4km - 16 Laps

Communique #3.1

World Record	3:59.636	GANNA Filippo ITA	Saint-Quentin FRA	14 OCT 2022
American Record	3:59.930	LAMBIE Ashton USA	Aguascalientes MEX	18 AUG 2021

Qualification Rule: Fastest two race for 1st and 2nd. Third and fourth fastest race for 3rd and 4th

First rider listed starts on the home straight

	Bib	Name	Team	From
Heat 1	36	ZITTER Daniel		LOS ANGELES, CA
Heat 2	47	HAGGARD Max	WATER LINE RACING	SAN DIEGO, CA
	58	DENMAN William	CFC	PASADENA, CA
Heat 3	22	GOSSI Paul	AUDI RENO TAHOE CYCLING TEAM	RENO, NV
	28	PYKE Matthew	MONSTER RACING CADENCE CYCLERY	MORGAN HILL, CA
Heat 4	26	SIMS Patton	STAR TRACK	STERLINGTON, LA
	12	GALLAGHER Merrick	JERRY BAKER JUNIORS	REDMOND, WA
Heat 5	1	JOHNSON Anders	CHANEY WINDOWS AND DOORS	HUNTSVILLE, UT
	4	BAKER Carsten	VELO TRACK CYCLING P/B FATC	DANVILLE, CA

Generated: 2024-07-11 19:15:31

Timing & Results by One2Go Event Services



# ELITE & PARA-CYCLING TRACK

## NATIONAL CHAMPIONSHIPS

JULY 10-14, 2024 | CARSON, CA



### Official Results

#### Men Pursuit Qualifying - 4km - 16 Laps

Communique #3.2

World Record	3:59.636	GANNA Filippo ITA	Saint-Quentin FRA	14 OCT 2022
American Record	3:59.930	LAMBIE Ashton USA	Aguascalientes MEX	18 AUG 2021

Qualification Rule: Fastest two race for 1st and 2nd. Third and fourth fastest race for 3rd and 4th

Place	Bib	Name	Team / From	1km	2km	3km	Time	km/h
1	1	JOHNSON Anders	CHANEY WINDOWS AND DOORS HUNTSVILLE, UT	1:08.338 (1)	2:10.790 (1) 1:02.452 (1)	3:13.996 (1) 1:03.206 (1)	<b>4:17.380</b> 1:03.383 (1)	55.948 <b>Q</b>
2	12	GALLAGHER Merrick	JERRY BAKER JUNIORS REDMOND, WA	1:12.461 (2)	2:18.973 (2) 1:06.511 (2)	3:26.234 (2) 1:07.261 (2)	<b>4:34.009</b> 1:07.774 (2)	52.553 <b>Q</b> +16.629
3	47	HAGGARD Max	WATER LINE RACING SAN DIEGO, CA	1:14.295 (5)	2:22.216 (4) 1:07.920 (3)	3:31.430 (4) 1:09.213 (4)	<b>4:41.711</b> 1:10.281 (3)	51.116 <b>Q</b> +24.331
4	36	ZITTER Daniel	LOS ANGELES, CA	1:13.728 (4)	2:22.201 (3) 1:08.473 (4)	3:31.053 (3) 1:08.852 (3)	<b>4:42.540</b> 1:11.487 (6)	50.966 <b>Q</b> +25.160
5	26	SIMS Patton	STAR TRACK STERLINGTON, LA	1:13.479 (3)	2:22.866 (5) 1:09.386 (5)	3:34.263 (5) 1:11.397 (5)	<b>4:44.579</b> 1:10.315 (4)	50.601 +27.199
6	58	DENMAN William	CFC PASADENA, CA	1:16.508 (7)	2:30.260 (7) 1:13.752 (6)	3:42.626 (6) 1:12.366 (6)	<b>4:53.718</b> 1:11.092 (5)	49.027 +36.338
7	4	BAKER Carsten	VELO TRACK CYCLING P/B FATC DANVILLE, CA	1:14.318 (6)	2:29.646 (6) 1:15.328 (7)	3:48.178 (7) 1:18.531 (8)	<b>5:07.802</b> 1:19.624 (8)	46.783 +50.422
8	28	PYKE Matthew	MONSTER RACING CADENCE CYCLERY MORGAN HILL, CA	1:22.030 (9)	2:39.103 (9) 1:17.072 (8)	3:57.367 (8) 1:18.264 (7)	<b>5:16.494</b> 1:19.126 (7)	45.498 +59.114
9	22	GOSSI Paul	AUDI RENO TAHOE CYCLING TEAM RENO, NV	1:21.345 (8)	2:38.960 (8) 1:17.614 (9)	3:59.107 (9) 1:20.147 (9)	<b>5:19.912</b> 1:20.804 (9)	45.012 +1:02.532

Generated: 2024-07-12 09:38:55

Timing & Results by One2Go Event Services



# ELITE & PARA-CYCLING TRACK

## NATIONAL CHAMPIONSHIPS

JULY 10-14, 2024 | CARSON, CA



### Detailed Rider Data

#### Men Pursuit Qualifying - 4km - 16 Laps

Communique #3.2.Audit

#### Heat 1

36 - ZITTER Daniel

Dist	Time	Rk	Lap	Rk	Sect	Rk
125	14.982	6			14.982	6
250-1	23.871	5	23.871	5	8.889	5
375	32.144	4			8.273	4
500-2	40.323	4	16.452	4	8.178	3
625	48.520	4			8.196	3
750-3	56.851	4	16.528	3	8.331	3
875	1:05.249	4			8.397	3
1000-4	1:13.728	4	16.876	4	8.479	4
1125	1:22.174	4			8.446	3
1250-5	1:30.653	4	16.925	3	8.479	3
1375	1:39.131	3			8.477	4
1500-6	1:47.729	3	17.075	4	8.598	4
1625	1:56.360	3			8.631	4
1750-7	2:05.004	3	17.275	4	8.643	4
1875	2:13.623	3			8.619	4
2000-8	2:22.201	3	17.197	4	8.577	4
2125	2:30.733	4			8.532	4
2250-9	2:39.256	3	17.054	3	8.522	3
2375	2:47.802	3			8.546	3
2500-10	2:56.360	3	17.104	3	8.558	3
2625	3:04.953	3			8.592	3
2750-11	3:13.613	3	17.253	3	8.660	3
2875	3:22.284	3			8.670	3
3000-12	3:31.053	3	17.440	3	8.769	4
3125	3:39.798	3			8.744	4
3250-13	3:48.680	3	17.626	4	8.882	5
3375	3:57.555	3			8.874	5
3500-14	4:06.535	4	17.854	5	8.980	6
3625	4:15.506	4			8.971	5
3750-15	4:24.514	4	17.979	6	9.008	6
3875	4:33.516	4			9.001	6
4000-16	4:42.540	4	18.026	6	9.024	6

#### Heat 2

## 47 - HAGGARD Max

Dist	Time	Rk	Lap	Rk	Sect	Rk
125	14.875	5			14.875	5
250-1	23.897	6	23.897	6	9.022	7
375	32.360	7			8.463	6
500-2	40.681	6	16.784	6	8.320	6
625	49.029	6			8.347	5
750-3	57.441	6	16.760	5	8.412	5
875	1:05.841	6			8.400	4
1000-4	1:14.295	5	16.853	3	8.453	3
1125	1:22.753	5			8.457	4
1250-5	1:31.235	5	16.939	4	8.481	4
1375	1:39.697	5			8.462	3
1500-6	1:48.183	5	16.948	3	8.486	3
1625	1:56.616	5			8.432	3
1750-7	2:05.127	4	16.943	3	8.511	3
1875	2:13.659	4			8.532	3
2000-8	2:22.216	4	17.088	3	8.556	3
2125	2:30.691	3			8.474	3
2250-9	2:39.358	4	17.142	4	8.667	4
2375	2:47.976	4			8.618	4
2500-10	2:56.563	4	17.204	4	8.586	4
2625	3:05.233	4			8.670	4
2750-11	3:13.959	4	17.396	4	8.726	4
2875	3:22.683	4			8.724	4
3000-12	3:31.430	4	17.470	4	8.746	3
3125	3:40.111	4			8.681	3
3250-13	3:48.857	4	17.427	3	8.745	3
3375	3:57.639	4			8.782	3
3500-14	4:06.470	3	17.613	4	8.831	4
3625	4:15.351	3			8.881	4
3750-15	4:24.194	3	17.724	4	8.842	4
3875	4:32.914	3			8.719	4
4000-16	4:41.711	3	17.517	4	8.797	5

## 58 - DENMAN William

Dist	Time	Rk	Lap	Rk	Sect	Rk
125	14.759	3			14.759	3
250-1	23.778	4	23.778	4	9.019	6
375	32.338	6			8.559	7
500-2	40.851	7	17.073	7	8.513	7
625	49.505	7			8.654	7
750-3	58.359	7	17.507	7	8.853	7
875	1:07.401	7			9.042	7
1000-4	1:16.508	7	18.149	7	9.106	7
1125	1:25.682	7			9.174	7
1250-5	1:34.893	7	18.385	7	9.210	7
1375	1:44.062	7			9.169	6
1500-6	1:53.255	7	18.362	6	9.192	6
1625	2:02.504	7			9.249	6
1750-7	2:11.767	7	18.511	6	9.262	6
1875	2:20.991	7			9.224	6
2000-8	2:30.260	7	18.493	6	9.268	6
2125	2:39.528	7			9.268	6
2250-9	2:48.530	6	18.270	6	9.001	6
2375	2:57.534	6			9.003	6
2500-10	3:06.542	6	18.011	6	9.008	6
2625	3:15.605	6			9.063	6
2750-11	3:24.727	6	18.185	6	9.122	6
2875	3:33.755	6			9.027	6
3000-12	3:42.626	6	17.898	5	8.871	5
3125	3:51.419	6			8.792	5
3250-13	4:00.294	6	17.667	5	8.875	4
3375	4:09.217	6			8.922	6
3500-14	4:18.192	6	17.898	6	8.975	5
3625	4:27.175	6			8.983	6
3750-15	4:36.105	6	17.913	5	8.930	5
3875	4:44.930	6			8.825	5
4000-16	4:53.718	6	17.613	5	8.788	4

## Heat 3



## 22 - GOSSI Paul

Dist	Time	Rk	Lap	Rk	Sect	Rk
125	15.508	8			15.508	8
250-1	25.628	8	25.628	8	10.119	8
375	35.011	8			9.383	9
500-2	44.196	8	18.568	9	9.184	9
625	53.377	8			9.181	9
750-3	1:02.560	8	18.364	9	9.182	8
875	1:11.887	8			9.326	9
1000-4	1:21.345	8	18.785	9	9.458	8
1125	1:30.848	8			9.502	9
1250-5	1:40.449	8	19.103	9	9.601	9
1375	1:50.085	8			9.636	9
1500-6	1:59.710	8	19.261	9	9.624	8
1625	2:09.456	8			9.745	9
1750-7	2:19.248	8	19.537	9	9.791	9
1875	2:29.109	8			9.861	9
2000-8	2:38.960	8	19.712	9	9.851	9
2125	2:48.894	9			9.934	9
2250-9	2:58.873	9	19.913	9	9.979	8
2375	3:08.817	9			9.943	9
2500-10	3:18.818	9	19.944	9	10.001	9
2625	3:28.832	9			10.013	9
2750-11	3:38.873	9	20.054	9	10.040	9
2875	3:48.950	9			10.077	9
3000-12	3:59.107	9	20.234	9	10.157	9
3125	4:09.217	9			10.110	9
3250-13	4:19.332	9	20.225	9	10.114	9
3375	4:29.410	9			10.078	9
3500-14	4:39.554	9	20.221	9	10.143	9
3625	4:49.640	9			10.086	9
3750-15	4:59.831	9	20.277	9	10.190	9
3875	5:09.926	9			10.095	9
4000-16	5:19.912	9	20.081	9	9.985	9

## 28 - PYKE Matthew

Dist	Time	Rk	Lap	Rk	Sect	Rk
125	16.577	9			16.577	9
250-1	26.700	9	26.700	9	10.123	9
375	35.934	9			9.233	8
500-2	45.003	9	18.302	8	9.069	8
625	54.067	9			9.064	8
750-3	1:03.252	9	18.249	8	9.185	9
875	1:12.555	9			9.303	8
1000-4	1:22.030	9	18.777	8	9.474	9
1125	1:31.507	9			9.476	8
1250-5	1:41.019	9	18.989	8	9.512	8
1375	1:50.590	9			9.571	8
1500-6	2:00.236	9	19.216	8	9.645	9
1625	2:09.905	9			9.669	8
1750-7	2:19.621	9	19.385	8	9.716	8
1875	2:29.359	9			9.737	8
2000-8	2:39.103	9	19.481	7	9.743	7
2125	2:48.879	8			9.776	7
2250-9	2:58.647	8	19.544	7	9.767	7
2375	3:08.398	8			9.751	7
2500-10	3:18.169	8	19.522	8	9.770	8
2625	3:27.910	8			9.740	7
2750-11	3:37.678	8	19.508	8	9.768	8
2875	3:47.494	8			9.816	8
3000-12	3:57.367	8	19.689	7	9.873	7
3125	4:07.322	8			9.954	7
3250-13	4:17.254	8	19.886	7	9.932	7
3375	4:27.148	8			9.894	7
3500-14	4:37.104	8	19.850	7	9.955	7
3625	4:47.033	8			9.929	8
3750-15	4:57.021	8	19.917	8	9.987	8
3875	5:06.809	8			9.788	7
4000-16	5:16.494	8	19.472	7	9.684	7

## Heat 4

## 26 - SIMS Patton

Dist	Time	Rk	Lap	Rk	Sect	Rk
125	14.173	2			14.173	2
250-1	22.912	2	22.912	2	8.739	3
375	31.253	2			8.341	5
500-2	39.543	2	16.631	5	8.289	5
625	47.940	3			8.397	6
750-3	56.410	3	16.866	6	8.469	6
875	1:04.923	3			8.512	6
1000-4	1:13.479	3	17.069	5	8.556	5
1125	1:22.041	3			8.561	5
1250-5	1:30.645	3	17.165	5	8.603	5
1375	1:39.258	4			8.613	5
1500-6	1:47.908	4	17.262	5	8.649	5
1625	1:56.586	4			8.678	5
1750-7	2:05.260	5	17.352	5	8.673	5
1875	2:14.024	5			8.764	5
2000-8	2:22.866	5	17.605	5	8.841	5
2125	2:31.723	5			8.857	5
2250-9	2:40.581	5	17.714	5	8.857	5
2375	2:49.470	5			8.889	5
2500-10	2:58.400	5	17.819	5	8.929	5
2625	3:07.324	5			8.924	5
2750-11	3:16.283	5	17.883	5	8.959	5
2875	3:25.233	5			8.950	5
3000-12	3:34.263	5	17.980	6	9.029	6
3125	3:43.293	5			9.029	6
3250-13	3:52.273	5	18.009	6	8.979	6
3375	4:01.100	5			8.827	4
3500-14	4:09.831	5	17.558	3	8.731	3
3625	4:18.560	5			8.728	3
3750-15	4:27.289	5	17.457	3	8.728	3
3875	4:35.943	5			8.654	3
4000-16	4:44.579	5	17.290	3	8.635	3

## 12 - GALLAGHER Merrick

Dist	Time	Rk	Lap	Rk	Sect	Rk
125	14.777	4			14.777	4
250-1	23.331	3	23.331	3	8.553	2
375	31.469	3			8.138	2
500-2	39.617	3	16.285	2	8.147	2
625	47.773	2			8.156	2
750-3	56.025	2	16.408	2	8.252	2
875	1:04.244	2			8.219	2
1000-4	1:12.461	2	16.436	2	8.217	2
1125	1:20.647	2			8.185	2
1250-5	1:28.903	2	16.442	2	8.256	2
1375	1:37.171	2			8.267	2
1500-6	1:45.494	2	16.590	2	8.322	2
1625	1:53.857	2			8.363	2
1750-7	2:02.215	2	16.721	2	8.358	2
1875	2:10.550	2			8.334	2
2000-8	2:18.973	2	16.757	2	8.422	2
2125	2:27.356	2			8.382	2
2250-9	2:35.736	2	16.763	2	8.380	2
2375	2:44.127	2			8.391	2
2500-10	2:52.524	2	16.787	2	8.396	2
2625	3:00.886	2			8.362	2
2750-11	3:09.337	2	16.812	2	8.450	2
2875	3:17.755	2			8.418	2
3000-12	3:26.234	2	16.897	2	8.479	2
3125	3:34.756	2			8.521	2
3250-13	3:43.302	2	17.068	2	8.546	2
3375	3:51.745	2			8.442	2
3500-14	4:00.171	2	16.869	2	8.426	2
3625	4:08.615	2			8.443	2
3750-15	4:17.048	2	16.876	2	8.433	2
3875	4:25.499	2			8.450	2
4000-16	4:34.009	2	16.960	2	8.509	2

## Heat 5

## 1 - JOHNSON Anders

Dist	Time	Rk	Lap	Rk	Sect	Rk
125	13.315	1			13.315	1
250-1	21.607	1	21.607	1	8.291	1
375	29.562	1			7.955	1
500-2	37.425	1	15.818	1	7.863	1
625	45.255	1			7.830	1
750-3	53.007	1	15.582	1	7.752	1
875	1:00.706	1			7.698	1
1000-4	1:08.338	1	15.330	1	7.631	1
1125	1:16.019	1			7.681	1
1250-5	1:23.714	1	15.376	1	7.695	1
1375	1:31.538	1			7.823	1
1500-6	1:39.267	1	15.552	1	7.728	1
1625	1:47.110	1			7.843	1
1750-7	1:54.987	1	15.720	1	7.877	1
1875	2:02.894	1			7.907	1
2000-8	2:10.790	1	15.802	1	7.895	1
2125	2:18.692	1			7.902	1
2250-9	2:26.556	1	15.766	1	7.864	1
2375	2:34.452	1			7.896	1
2500-10	2:42.350	1	15.793	1	7.897	1
2625	2:50.248	1			7.897	1
2750-11	2:58.319	1	15.968	1	8.071	1
2875	3:06.142	1			7.823	1
3000-12	3:13.996	1	15.677	1	7.854	1
3125	3:21.893	1			7.896	1
3250-13	3:29.862	1	15.865	1	7.969	1
3375	3:37.894	1			8.032	1
3500-14	3:45.907	1	16.045	1	8.013	1
3625	3:53.893	1			7.985	1
3750-15	4:01.866	1	15.958	1	7.972	1
3875	4:09.909	1			8.042	1
4000-16	4:17.380	1	15.513	1	7.470	1

## 4 - BAKER Carsten

Dist	Time	Rk	Lap	Rk	Sect	Rk
125	15.208	7			15.208	7
250-1	23.977	7	23.977	7	8.769	4
375	32.215	5			8.237	3
500-2	40.428	5	16.450	3	8.212	4
625	48.660	5			8.232	4
750-3	57.048	5	16.620	4	8.388	4
875	1:05.556	5			8.507	5
1000-4	1:14.318	6	17.269	6	8.762	6
1125	1:23.288	6			8.970	6
1250-5	1:32.439	6	18.121	6	9.151	6
1375	1:41.641	6			9.202	7
1500-6	1:50.961	6	18.521	7	9.319	7
1625	2:00.458	6			9.497	7
1750-7	2:10.143	6	19.182	7	9.684	7
1875	2:19.860	6			9.717	7
2000-8	2:29.646	6	19.502	8	9.785	8
2125	2:39.432	6			9.785	8
2250-9	2:49.437	7	19.790	8	10.005	9
2375	2:59.301	7			9.864	8
2500-10	3:08.955	7	19.518	7	9.654	7
2625	3:18.728	7			9.772	8
2750-11	3:28.407	7	19.452	7	9.679	7
2875	3:38.136	7			9.729	7
3000-12	3:48.178	7	19.770	8	10.041	8
3125	3:58.214	7			10.036	8
3250-13	4:08.211	7	20.033	8	9.996	8
3375	4:18.208	7			9.996	8
3500-14	4:28.319	7	20.107	8	10.110	8
3625	4:38.203	7			9.884	7
3750-15	4:48.107	7	19.788	7	9.904	7
3875	4:57.933	7			9.826	8
4000-16	5:07.802	7	19.694	8	9.868	8

Generated: 2024-07-12 09:35:29



# ELITE & PARA-CYCLING TRACK

## NATIONAL CHAMPIONSHIPS

JULY 10-14, 2024 | CARSON, CA



### Start List

#### Women Pursuit Qualifying - 3km - 12 Laps

Communique #3.3

World Record	3:16.937	DYGERT Chloe USA	Berlin GER	29 FEB 2020
American Record	3:16.937	DYGERT Chloe USA	Berlin GER	29 FEB 2020

Qualification Rule: Fastest two race for 1st and 2nd. Third and fourth fastest race for 3rd and 4th

First rider listed starts on the home straight

	Bib	Name	Team	From
Heat 1	132	ESPINOZA Skyler		MENLO PARK, CA
	138	PARK Victoria		BELLEVUE, WA
Heat 2	113	SPERANZA Lucy	EDGE CYCLING	CENTER VALLEY, PA
	114	AXELL Marissa	REVOLUTION RACING TEAM	EL CERRITO, CA
Heat 3	118	BATES Hayley	CHAMPION FACTORY	PASADENA, CA
	128	JAMES Morgan	VELO CLUB LA GRANGE	LONG BEACH, CA
Heat 4	105	PATTISHALL Reagen	EDGE CYCLING	BREINIGSVILLE, PA
	103	RUTECKI Julianna	BIKE WORKS P/B FRED BEANS	WEST CHESTER, PA
Heat 5	102	STEVENSON Elizabeth	MAD TRACK CYCLING / LEXUS VELODROME DETROIT	ROCHESTER HILLS, MI
	107	ZUBRIS Kimberly	BIKE WORKS P/B FRED BEANS	ALBURTIS, PA

Generated: 2024-07-12 08:09:04

Timing & Results by One2Go Event Services



# ELITE & PARA-CYCLING TRACK

## NATIONAL CHAMPIONSHIPS

JULY 10-14, 2024 | CARSON, CA



### Official Results

#### Women Pursuit Qualifying - 3km - 12 Laps

Communique #3.4

World Record	3:16.937	DYGERT Chloe USA	Berlin GER	29 FEB 2020
American Record	3:16.937	DYGERT Chloe USA	Berlin GER	29 FEB 2020

Qualification Rule: Fastest two race for 1st and 2nd. Third and fourth fastest race for 3rd and 4th

Place	Bib	Name	Team / From	500m	1000m	2000m	Time	km/h
1	102	STEVENSON Elizabeth	MAD TRACK CYCLING / LEXUS VELO ROCHESTER HILLS, MI	41.044 (4)	1:15.541 (2) 34.496 (2)	2:26.614 (2) 1:11.073 (2)	<b>3:39.263</b> 1:12.649 (1)	49.256 <b>Q</b>
2	105	PATTISHALL Reagen	EDGE CYCLING BREINIGSVILLE, PA	40.899 (2)	1:15.385 (1) 34.486 (1)	2:25.944 (1) 1:10.558 (1)	<b>3:40.670</b> 1:14.726 (2)	48.942 <b>Q</b> +1.407
3	107	ZUBRIS Kimberly	BIKE WORKS P/B FRED BEANS ALBURTIS, PA	40.552 (1)	1:16.690 (3) 36.137 (4)	2:31.582 (3) 1:14.892 (4)	<b>3:46.913</b> 1:15.331 (3)	47.595 <b>Q</b> +7.650
4	128	JAMES Morgan	VELO CLUB LA GRANGE LONG BEACH, CA	42.263 (6)	1:18.383 (4) 36.120 (3)	2:32.364 (4) 1:13.980 (3)	<b>3:47.726</b> 1:15.362 (4)	47.425 <b>Q</b> +8.463
5	118	BATES Hayley	CHAMPION FACTORY PASADENA, CA	41.965 (5)	1:19.040 (6) 37.074 (5)	2:34.368 (5) 1:15.328 (5)	<b>3:52.509</b> 1:18.141 (7)	46.450 +13.246
6	132	ESPINOZA Skyler	MENLO PARK, CA	43.065 (8)	1:20.957 (8) 37.891 (8)	2:36.976 (6) 1:16.019 (6)	<b>3:53.831</b> 1:16.854 (5)	46.187 +14.568
7	138	PARK Victoria	BELLEVUE, WA	42.721 (7)	1:20.336 (7) 37.614 (6)	2:38.364 (7) 1:18.028 (8)	<b>3:57.533</b> 1:19.168 (8)	45.467 +18.270
8	113	SPERANZA Lucy	EDGE CYCLING CENTER VALLEY, PA	44.036 (9)	1:22.199 (9) 38.162 (9)	2:40.215 (9) 1:18.015 (7)	<b>3:58.193</b> 1:17.977 (6)	45.341 +18.930
9	103	RUTECKI Julianna	BIKE WORKS P/B FRED BEANS WEST CHESTER, PA	40.954 (3)	1:18.746 (5) 37.792 (7)	2:38.400 (8) 1:19.654 (9)	<b>4:01.103</b> 1:22.703 (10)	44.794 +21.840
10	114	AXELL Marissa	REVOLUTION RACING TEAM EL CERRITO, CA	45.482 (10)	1:25.105 (10) 39.622 (10)	2:47.976 (10) 1:22.870 (10)	<b>4:09.469</b> 1:21.493 (9)	43.292 +30.206

Generated: 2024-07-12 10:00:34

Timing & Results by One2Go Event Services



# ELITE & PARA-CYCLING TRACK

## NATIONAL CHAMPIONSHIPS

JULY 10-14, 2024 | CARSON, CA



### Detailed Rider Data

#### Women Pursuit Qualifying - 3km - 12 Laps

Communique #3.4.Audit

#### Heat 1

132 - ESPINOZA Skyler

Dist	Time	Rk	Lap	Rk	Sect	Rk
125	14.368	2			14.368	2
250-1	23.945	5	23.945	5	9.576	8
375	33.439	6			9.494	10
500-2	43.065	8	19.120	10	9.626	10
625	52.697	8			9.631	9
750-3	1:02.177	8	19.111	9	9.479	8
875	1:11.588	8			9.410	5
1000-4	1:20.957	8	18.780	6	9.369	6
1125	1:30.376	8			9.419	6
1250-5	1:39.777	8	18.820	6	9.401	6
1375	1:49.256	8			9.478	6
1500-6	1:58.760	7	18.982	5	9.503	5
1625	2:08.328	6			9.568	5
1750-7	2:17.886	6	19.126	6	9.557	6
1875	2:27.444	6			9.557	6
2000-8	2:36.976	6	19.090	6	9.532	6
2125	2:46.477	6			9.500	5
2250-9	2:55.997	6	19.020	5	9.520	5
2375	3:05.554	6			9.557	5
2500-10	3:15.156	6	19.159	5	9.602	5
2625	3:24.783	6			9.627	5
2750-11	3:34.443	6	19.286	5	9.659	5
2875	3:44.144	6			9.701	6
3000-12	3:53.831	6	19.388	7	9.686	6

138 - PARK Victoria

Dist	Time	Rk	Lap	Rk	Sect	Rk
125	15.118	7			15.118	7
250-1	24.452	7	24.452	7	9.333	6
375	33.504	7			9.052	6
500-2	42.721	7	18.269	7	9.217	7
625	52.010	7			9.288	7
750-3	1:01.415	7	18.693	7	9.404	7
875	1:10.864	7			9.449	6
1000-4	1:20.336	7	18.921	7	9.472	7
1125	1:29.872	7			9.535	7
1250-5	1:39.541	7	19.204	7	9.669	7
1375	1:49.227	7			9.686	7
1500-6	1:59.062	8	19.521	8	9.834	8
1625	2:08.837	8			9.774	8
1750-7	2:18.766	8	19.704	8	9.929	8
1875	2:28.561	8			9.795	8
2000-8	2:38.364	7	19.598	8	9.803	7
2125	2:48.198	7			9.834	8
2250-9	2:58.024	7	19.659	8	9.825	7
2375	3:07.983	7			9.959	8
2500-10	3:17.848	7	19.824	8	9.865	8
2625	3:27.854	7			10.006	8
2750-11	3:37.836	7	19.988	8	9.982	8
2875	3:47.718	7			9.881	7
3000-12	3:57.533	7	19.696	8	9.814	8

#### Heat 2

## 113 - SPERANZA Lucy

Dist	Time	Rk	Lap	Rk	Sect	Rk
125	15.540	9			15.540	9
250-1	25.352	9	25.352	9	9.811	10
375	34.675	9			9.323	9
500-2	44.036	9	18.683	8	9.360	8
625	53.428	9			9.392	8
750-3	1:02.917	9	18.881	8	9.489	9
875	1:12.482	9			9.564	8
1000-4	1:22.199	9	19.281	8	9.716	8
1125	1:31.912	9			9.713	8
1250-5	1:41.627	9	19.428	8	9.715	8
1375	1:51.364	9			9.736	8
1500-6	2:01.124	9	19.496	7	9.760	7
1625	2:10.864	9			9.740	7
1750-7	2:20.624	9	19.500	7	9.760	7
1875	2:30.377	9			9.753	7
2000-8	2:40.215	9	19.590	7	9.837	8
2125	2:49.993	9			9.778	7
2250-9	2:59.834	9	19.618	7	9.840	8
2375	3:09.631	9			9.797	7
2500-10	3:19.428	9	19.594	7	9.797	6
2625	3:29.119	8			9.690	7
2750-11	3:38.837	8	19.408	6	9.718	6
2875	3:48.508	8			9.671	5
3000-12	3:58.193	8	19.355	6	9.684	5

## Heat 3

## 118 - BATES Hayley

Dist	Time	Rk	Lap	Rk	Sect	Rk
125	14.466	3			14.466	3
250-1	23.824	3	23.824	3	9.357	7
375	32.944	5			9.120	7
500-2	41.965	5	18.141	6	9.021	6
625	51.065	6			9.100	5
750-3	1:00.365	6	18.399	5	9.299	5
875	1:09.815	6			9.450	7
1000-4	1:19.040	6	18.674	5	9.224	5
1125	1:28.147	5			9.107	3
1250-5	1:37.441	5	18.401	3	9.294	4
1375	1:46.902	5			9.461	5
1500-6	1:56.468	5	19.027	6	9.566	6
1625	2:06.117	5			9.648	6
1750-7	2:15.503	5	19.034	5	9.386	4
1875	2:24.882	5			9.379	4
2000-8	2:34.368	5	18.864	4	9.485	5
2125	2:43.931	5			9.563	6
2250-9	2:53.473	5	19.105	6	9.542	6
2375	3:03.087	5			9.614	6
2500-10	3:12.910	5	19.437	6	9.823	7
2625	3:22.563	5			9.652	6
2750-11	3:32.354	5	19.443	7	9.790	7
2875	3:42.388	5			10.033	8
3000-12	3:52.509	5	20.155	9	10.121	9

## Heat 4

## 114 - AXELL Marissa

Dist	Time	Rk	Lap	Rk	Sect	Rk
125	16.968	10			16.968	10
250-1	26.731	10	26.731	10	9.762	9
375	36.053	10			9.321	8
500-2	45.482	10	18.751	9	9.429	9
625	55.165	10			9.682	10
750-3	1:05.049	10	19.566	10	9.884	10
875	1:15.044	10			9.995	10
1000-4	1:25.105	10	20.056	10	10.061	10
1125	1:35.241	10			10.135	10
1250-5	1:45.423	10	20.317	10	10.182	10
1375	1:55.787	10			10.364	10
1500-6	2:06.181	10	20.758	10	10.393	10
1625	2:16.595	10			10.414	10
1750-7	2:27.014	10	20.832	10	10.418	10
1875	2:37.486	10			10.472	10
2000-8	2:47.976	10	20.962	10	10.489	10
2125	2:58.394	10			10.418	10
2250-9	3:08.817	10	20.841	10	10.422	10
2375	3:19.398	10			10.581	10
2500-10	3:29.950	10	21.133	10	10.551	10
2625	3:40.385	10			10.435	10
2750-11	3:50.742	10	20.792	9	10.356	9
2875	4:01.025	10			10.283	9
3000-12	4:09.469	10	18.727	2	8.443	1

## 128 - JAMES Morgan

Dist	Time	Rk	Lap	Rk	Sect	Rk
125	15.452	8			15.452	8
250-1	24.775	8	24.775	8	9.322	5
375	33.570	8			8.795	4
500-2	42.263	6	17.487	4	8.692	4
625	51.031	5			8.768	3
750-3	1:00.034	5	17.771	3	9.003	3
875	1:09.167	5			9.132	4
1000-4	1:18.383	4	18.349	4	9.216	4
1125	1:27.663	4			9.279	5
1250-5	1:36.948	4	18.564	5	9.285	3
1375	1:46.226	4			9.278	3
1500-6	1:55.448	4	18.500	3	9.222	3
1625	2:04.679	4			9.230	3
1750-7	2:13.902	4	18.453	3	9.223	3
1875	2:23.111	4			9.208	3
2000-8	2:32.364	4	18.461	3	9.253	3
2125	2:41.643	4			9.279	3
2250-9	2:50.922	4	18.557	3	9.278	3
2375	3:00.218	4			9.296	3
2500-10	3:09.524	4	18.601	2	9.305	2
2625	3:18.901	4			9.377	2
2750-11	3:28.377	4	18.853	2	9.476	2
2875	3:37.972	4			9.594	4
3000-12	3:47.726	4	19.348	5	9.754	7

## 105 - PATTISHALL Reagen

Dist	Time	Rk	Lap	Rk	Sect	Rk
125	14.811	5			14.811	5
250-1	23.899	4	23.899	4	9.088	3
375	32.459	3			8.559	2
500-2	40.899	2	16.999	1	8.439	1
625	49.423	2			8.524	1
750-3	58.045	1	17.146	2	8.622	2
875	1:06.703	1			8.658	2
1000-4	1:15.385	1	17.339	1	8.681	1
1125	1:24.080	1			8.694	1
1250-5	1:32.748	1	17.363	1	8.668	1
1375	1:41.492	1			8.743	1
1500-6	1:50.298	1	17.549	1	8.805	1
1625	1:59.145	1			8.847	1
1750-7	2:08.114	1	17.816	2	8.968	2
1875	2:17.002	1			8.888	1
2000-8	2:25.944	1	17.829	1	8.941	1
2125	2:34.925	1			8.981	2
2250-9	2:43.991	1	18.047	2	9.065	2
2375	2:53.276	1			9.284	2
2500-10	3:02.686	1	18.695	3	9.410	3
2625	3:12.216	2			9.529	4
2750-11	3:21.729	2	19.042	4	9.513	4
2875	3:31.253	2			9.523	3
3000-12	3:40.670	2	18.941	4	9.417	4

## Heat 5

## 102 - STEVENSON Elizabeth

Dist	Time	Rk	Lap	Rk	Sect	Rk
125	14.871	6			14.871	6
250-1	23.966	6	23.966	6	9.095	4
375	32.585	4			8.618	3
500-2	41.044	4	17.078	2	8.459	2
625	49.606	3			8.561	2
750-3	58.168	2	17.123	1	8.561	1
875	1:06.812	2			8.643	1
1000-4	1:15.541	2	17.372	2	8.728	2
1125	1:24.345	2			8.804	2
1250-5	1:33.174	2	17.633	2	8.829	2
1375	1:42.022	2			8.848	2
1500-6	1:50.922	2	17.748	2	8.899	2
1625	1:59.831	2			8.909	2
1750-7	2:08.704	2	17.781	1	8.872	1
1875	2:17.640	2			8.936	2
2000-8	2:26.614	2	17.910	2	8.974	2
2125	2:35.585	2			8.971	1
2250-9	2:44.609	2	17.994	1	9.023	1
2375	2:53.741	2			9.132	1
2500-10	3:02.874	2	18.265	1	9.133	1
2625	3:11.947	1			9.072	1
2750-11	3:21.032	1	18.157	1	9.084	1
2875	3:30.152	1			9.120	1
3000-12	3:39.263	1	18.231	1	9.111	2

## 103 - RUTECKI Julianna

Dist	Time	Rk	Lap	Rk	Sect	Rk
125	13.965	1			13.965	1
250-1	22.986	1	22.986	1	9.021	2
375	31.962	2			8.975	5
500-2	40.954	3	17.967	5	8.992	5
625	50.066	4			9.112	6
750-3	59.427	4	18.473	6	9.360	6
875	1:08.999	4			9.572	9
1000-4	1:18.746	5	19.318	9	9.746	9
1125	1:28.535	6			9.789	9
1250-5	1:38.319	6	19.573	9	9.784	9
1375	1:48.242	6			9.923	9
1500-6	1:58.297	6	19.978	9	10.054	9
1625	2:08.352	7			10.054	9
1750-7	2:18.410	7	20.112	9	10.057	9
1875	2:28.376	7			9.965	9
2000-8	2:38.400	8	19.989	9	10.024	9
2125	2:48.598	8			10.197	9
2250-9	2:58.875	8	20.475	9	10.277	9
2375	3:09.042	8			10.167	9
2500-10	3:19.251	8	20.375	9	10.208	9
2625	3:29.604	9			10.353	9
2750-11	3:40.141	9	20.889	10	10.536	10
2875	3:50.649	9			10.508	10
3000-12	4:01.103	9	20.962	10	10.454	10

## 107 - ZUBRIS Kimberly

Dist	Time	Rk	Lap	Rk	Sect	Rk
125	14.620	4			14.620	4
250-1	23.426	2	23.426	2	8.805	1
375	31.893	1			8.467	1
500-2	40.552	1	17.126	3	8.658	3
625	49.371	1			8.819	4
750-3	58.392	3	17.840	4	9.021	4
875	1:07.516	3			9.123	3
1000-4	1:16.690	3	18.297	3	9.174	3
1125	1:25.912	3			9.222	4
1250-5	1:35.208	3	18.517	4	9.295	5
1375	1:44.517	3			9.309	4
1500-6	1:53.910	3	18.702	4	9.393	4
1625	2:03.283	3			9.372	4
1750-7	2:12.694	3	18.783	4	9.411	5
1875	2:22.121	3			9.427	5
2000-8	2:31.582	3	18.888	5	9.460	4
2125	2:40.974	3			9.391	4
2250-9	2:50.312	3	18.729	4	9.337	4
2375	2:59.651	3			9.339	4
2500-10	3:09.085	3	18.773	4	9.433	4
2625	3:18.503	3			9.418	3
2750-11	3:27.991	3	18.905	3	9.487	3
2875	3:37.500	3			9.509	2
3000-12	3:46.913	3	18.922	3	9.413	3

Generated: 2024-07-12 10:00:41





# ELITE & PARA-CYCLING TRACK

NATIONAL CHAMPIONSHIPS  
JULY 10-14, 2024 | CARSON, CA



## Start List

### Women 500m Time Trial Final - 500m - 2 Laps

Communique #3.5

World Record	32.268 SALAZAR Jessica MEX	Aguascalientes MEX	7 OCT 2016
American Record	34.046 MARQUARDT Mandy USA	Aguascalientes MEX	07 OCT 2016

First rider listed starts on the home straight

	Bib	Name	Team	From
Heat 1	125	YOSLOV Hayley		CORTE MADERA, CA
Heat 2	120	HAMILTON Catherine		TORRANCE, CA
	124	FEDEWA Rita		FORT COLLINS, CO
Heat 3	137	ADEJUMO Hollie	LEXUS VELODROME / DETROIT MAVERICKS	YPSILANTI, MI
	110	MATTSON Megan		SAN DIEGO, CA
Heat 4	121	AINSLIE Keely	ASCP ELITE	LONG BEACH, CA
	133	SCHELBERG Emily	TEAM ERO	LINTHICUM, MD
Heat 5	111	WELLS Mackenzie	SHADOW CYCLING COLLECTIVE	BROOKLYN, NY
	108	WUNROW Jacqueline	PSIMET RACING	GLENDALE HEIGHTS, IL
Heat 6	106	MCKEE Mckenna	KIRK WHITEMAN COACHING	VANCOUVER, WA
	109	WINTZ Mary	VELOFEMME P/B LITZLER	CINCINNATI, OH
Heat 7	130	FLANIGAN Annika	EDGE CYCLING	BETHLEHEM, PA
	116	HAYES Emily		YORK, SC

Generated: 2024-07-11 18:02:18

Timing & Results by One2Go Event Services



# ELITE & PARA-CYCLING TRACK

NATIONAL CHAMPIONSHIPS  
JULY 10-14, 2024 | CARSON, CA



## Official Results

### Women 500m Time Trial Final - 500m - 2 Laps

Communique #3.6

World Record	32.268	SALAZAR Jessica MEX	Aguascalientes MEX	7 OCT 2016
American Record	34.046	MARQUARDT Mandy USA	Aguascalientes MEX	07 OCT 2016

Place	Bib	Name	Team / From	250m	Time	km/h
<b>Gold</b>	<b>116</b>	HAYES Emily	YORK, SC	19.823 (1)	<b>34.912</b> 15.088 (2)	51.558
<b>Silver</b>	<b>121</b>	AINSLIE Keely	ASCP ELITE LONG BEACH, CA	19.890 (2)	<b>35.276</b> 15.386 (4)	51.026 +0.364
<b>Bronze</b>	<b>106</b>	MCKEE Mckenna	KIRK WHITEMAN COACHING VANCOUVER, WA	20.240 (3)	<b>35.289</b> 15.049 (1)	51.007 +0.377
<b>4</b>	<b>109</b>	WINTZ Mary	VELOFEMME P/B LITZLER CINCINNATI, OH	20.376 (4)	<b>35.746</b> 15.369 (3)	50.355 +0.834
<b>5</b>	<b>125</b>	YOSLOV Hayley	CORTE MADERA, CA	20.616 (5)	<b>36.100</b> 15.484 (5)	49.861 +1.188
<b>6</b>	<b>124</b>	FEDEWA Rita	FORT COLLINS, CO	20.761 (7)	<b>36.826</b> 16.064 (7)	48.879 +1.914
<b>7</b>	<b>130</b>	FLANIGAN Annika	EDGE CYCLING BETHLEHEM, PA	20.692 (6)	<b>37.356</b> 16.664 (10)	48.185 +2.444
<b>8</b>	<b>110</b>	MATTSON Megan	SAN DIEGO, CA	21.810 (8)	<b>37.484</b> 15.673 (6)	48.020 +2.572
<b>9</b>	<b>120</b>	HAMILTON Catherine	TORRANCE, CA	21.891 (9)	<b>38.424</b> 16.533 (9)	46.846 +3.512
<b>10</b>	<b>111</b>	WELLS Mackenzie	SHADOW CYCLING COLLECTIVE BROOKLYN, NY	22.415 (10)	<b>38.659</b> 16.244 (8)	46.561 +3.747
<b>11</b>	<b>108</b>	WUNROW Jacqueline	PSIMET RACING GLENDALE HEIGHTS, IL	24.091 (12)	<b>40.775</b> 16.684 (11)	44.145 +5.863
<b>12</b>	<b>137</b>	ADEJUMO Hollie	LEXUS VELODROME / DETROIT MAVES YPSILANTI, MI	23.726 (11)	<b>41.459</b> 17.733 (12)	43.416 +6.547
<b>DNS</b>	<b>133</b>	SCHELBERG Emily	TEAM ERO LINTHICUM, MD			

#### No. 110 MATTSON Megan ()

Fine failure to obey commissaire's instructions [ 3.9, 7.1-7.4]

Generated: 2024-07-12 10:19:32



# ELITE & PARA-CYCLING TRACK

## NATIONAL CHAMPIONSHIPS

JULY 10-14, 2024 | CARSON, CA



### Detailed Rider Data

#### Women 500m Time Trial Final - 500m - 2 Laps

Communique #3.6.Audit

#### Heat 1

125 - YOSLOV Hayley

Dist	Time	Rk	Lap	Rk	Sect	Rk
125	12.722	5			12.722	5
250-1	20.616	5	20.616	5	7.893	6
375	28.281	5			7.665	5
500-2	36.100	5	15.484	5	7.819	5

#### Heat 2

120 - HAMILTON Catherine

Dist	Time	Rk	Lap	Rk	Sect	Rk
125	13.600	8			13.600	8
250-1	21.891	9	21.891	9	8.290	9
375	29.979	9			8.088	10
500-2	38.424	9	16.533	9	8.445	9

124 - FEDEWA Rita

Dist	Time	Rk	Lap	Rk	Sect	Rk
125	12.884	7			12.884	7
250-1	20.761	7	20.761	7	7.877	5
375	28.599	6			7.837	7
500-2	36.826	6	16.064	7	8.227	8

#### Heat 3

137 - ADEJUMO Hollie

Dist	Time	Rk	Lap	Rk	Sect	Rk
125	14.900	11			14.900	11
250-1	23.726	11	23.726	11	8.825	12
375	32.419	12			8.693	12
500-2	41.459	12	17.733	12	9.039	12

110 - MATTSON Megan

Dist	Time	Rk	Lap	Rk	Sect	Rk
125	13.771	9			13.771	9
250-1	21.810	8	21.810	8	8.039	8
375	29.511	8			7.701	6
500-2	37.484	8	15.673	6	7.972	6

#### Heat 4

121 - AINSLIE Keely

Dist	Time	Rk	Lap	Rk	Sect	Rk
125	12.157	1			12.157	1
250-1	19.890	2	19.890	2	7.732	3
375	27.496	2			7.605	4
500-2	35.276	2	15.386	4	7.780	3

133 - SCHELBERG Emily

DNS

## Heat 5

111 - WELLS Mackenzie

Dist	Time	Rk	Lap	Rk	Sect	Rk
125	14.011	10			14.011	10
250-1	22.415	10	22.415	10	8.403	10
375	30.490	10			8.075	9
500-2	38.659	10	16.244	8	8.169	7

108 - WUNROW Jacqueline

Dist	Time	Rk	Lap	Rk	Sect	Rk
125	15.359	12			15.359	12
250-1	24.091	12	24.091	12	8.732	11
375	32.318	11			8.227	11
500-2	40.775	11	16.684	11	8.457	10

## Heat 6

106 - MCKEE Mckenna

Dist	Time	Rk	Lap	Rk	Sect	Rk
125	12.588	4			12.588	4
250-1	20.240	3	20.240	3	7.651	2
375	27.686	3			7.446	2
500-2	35.289	3	15.049	1	7.602	1

109 - WINTZ Mary

Dist	Time	Rk	Lap	Rk	Sect	Rk
125	12.561	3			12.561	3
250-1	20.376	4	20.376	4	7.814	4
375	27.929	4			7.552	3
500-2	35.746	4	15.369	3	7.816	4

## Heat 7

130 - FLANIGAN Annika

Dist	Time	Rk	Lap	Rk	Sect	Rk
125	12.748	6			12.748	6
250-1	20.692	6	20.692	6	7.944	7
375	28.762	7			8.070	8
500-2	37.356	7	16.664	10	8.593	11

116 - HAYES Emily

Dist	Time	Rk	Lap	Rk	Sect	Rk
125	12.208	2			12.208	2
250-1	19.823	1	19.823	1	7.614	1
375	27.258	1			7.435	1
500-2	34.912	1	15.088	2	7.653	2

Generated: 2024-07-12 10:19:35

Timing & Results by One2Go Event Services



# ELITE & PARA-CYCLING TRACK

## NATIONAL CHAMPIONSHIPS

JULY 10-14, 2024 | CARSON, CA



### Start List

#### Men Kilo Time Trial Final - 1000m - 4 Laps

Communique #3.7

World Record	55.433	HOOGLAND Jeffrey NED	Aguascalientes MEX	31 OCT 2023
American Record	59.563	YOUNG Eric USA	Cochabomba BOL	8 SEP 2019

First rider listed starts on the home straight

	Bib	Name	Team	From
Heat 1	7	ATMORE Joesph	PERFORMANCE CYCLE COACHING	CAMPBELL, CA
Heat 2	48	BUSS Ian	STAR TRACK	BREINIGSVILLE, PA
	22	GOSSI Paul	AUDI RENO TAHOE CYCLING TEAM	RENO, NV
Heat 3	9	HAUCK Grayson	STAR TRACK	ALLENTOWN, PA
	40	BERTET Joel	BLACKLINE RACING	LOS ANGELES, CA
Heat 4	10	BOWIE John	WATER LINE RACING	BELLINGHAM, WA
	39	BONILLA Louis	IRONFLY	LONG BEACH, CA
Heat 5	14	PAUL Wyatt	WATER LINE RACING	SEATTLE, WA
	20	MCDONALD Joshua	PERFORMANCE CYCLE COACHING	WALNUT CREEK, CA
Heat 6	41	JAMESON Corey	WATER LINE RACING	SAN DIEGO, CA
	4	BAKER Carsten	VELO TRACK CYCLING P/B FATC	DANVILLE, CA
Heat 7	19	DOMONOSKE David	ALTO VELO	PALO ALTO, CA
	29	WEATHERS Andrew	ATOMIC	HOUSTON, TX

Generated: 2024-07-12 07:24:00



# ELITE & PARA-CYCLING TRACK

## NATIONAL CHAMPIONSHIPS

JULY 10-14, 2024 | CARSON, CA



### Official Results

#### Men Kilo Time Trial Final - 1000m - 4 Laps

Communique #3.8

World Record	55.433	HOOGLAND Jeffrey NED	Aguascalientes MEX	31 OCT 2023
American Record	59.563	YOUNG Eric USA	Cochabomba BOL	8 SEP 2019

Place	Bib	Name	Team / From	250m	500m	750m	Time	km/h
<b>Gold</b>	14	PAUL Wyatt	WATER LINE RACING SEATTLE, WA	20.077 (3)	33.883 (1) 13.805 (1)	48.146 (1) 14.263 (2)	<b>1:03.643</b> 15.496 (2)	56.566
<b>Silver</b>	19	DOMONOSKE David	ALTO VELO PALO ALTO, CA	20.899 (8)	35.148 (6) 14.249 (3)	49.315 (2) 14.166 (1)	<b>1:04.040</b> 14.725 (1)	56.215 +0.397
<b>Bronze</b>	41	JAMESON Corey	WATER LINE RACING SAN DIEGO, CA	20.850 (7)	35.041 (5) 14.191 (2)	49.594 (3) 14.553 (3)	<b>1:05.365</b> 15.770 (3)	55.075 +1.722
4	10	BOWIE John	WATER LINE RACING BELLINGHAM, WA	20.822 (6)	35.192 (7) 14.370 (4)	49.992 (6) 14.799 (4)	<b>1:05.849</b> 15.857 (4)	54.671 +2.206
5	29	WEATHERS Andrew	ATOMIC HOUSTON, TX	20.150 (4)	34.593 (3) 14.443 (5)	49.687 (4) 15.093 (5)	<b>1:06.050</b> 16.363 (5)	54.504 +2.407
6	20	MCDONALD Joshua	PERFORMANCE CYCLE COACHING WALNUT CREEK, CA	20.011 (2)	34.866 (4) 14.854 (8)	50.184 (7) 15.318 (7)	<b>1:06.866</b> 16.681 (6)	53.839 +3.223
7	39	BONILLA Louis	IRONFLY LONG BEACH, CA	19.426 (1)	33.908 (2) 14.482 (6)	49.857 (5) 15.948 (9)	<b>1:07.324</b> 17.466 (8)	53.473 +3.681
8	48	BUSS Ian	STAR TRACK BREINIGSVILLE, PA	20.722 (5)	35.484 (8) 14.761 (7)	50.799 (8) 15.314 (6)	<b>1:08.821</b> 18.022 (9)	52.310 +5.178
9	9	HAUCK Grayson	STAR TRACK ALLENTOWN, PA	21.436 (9)	36.812 (9) 15.376 (9)	52.662 (9) 15.849 (8)	<b>1:09.934</b> 17.272 (7)	51.477 +6.291
10	40	BERTET Joel	BLACKLINE RACING LOS ANGELES, CA	22.326 (10)	37.977 (10) 15.651 (10)	55.754 (10) 17.776 (11)	<b>1:16.417</b> 20.663 (11)	47.110 +12.774
11	22	GOSSI Paul	AUDI RENO TAHOE CYCLING TEAM RENO, NV	24.804 (11)	42.101 (11) 17.297 (11)	59.386 (11) 17.285 (10)	<b>1:17.519</b> 18.132 (10)	46.440 +13.876
12	7	ATMORE Joesph	PERFORMANCE CYCLE COACHING CAMPBELL, CA	25.688 (12)	43.773 (12) 18.085 (12)	1:02.975 (12) 19.202 (12)	<b>1:24.057</b> 21.081 (12)	42.828 +20.414
<b>DNS</b>	4	BAKER Carsten	VELO TRACK CYCLING P/B FATC DANVILLE, CA					

Generated: 2024-07-12 10:42:29



# ELITE & PARA-CYCLING TRACK

## NATIONAL CHAMPIONSHIPS

JULY 10-14, 2024 | CARSON, CA



### Detailed Rider Data

#### Men Kilo Time Trial Final - 1000m - 4 Laps

Communique #3.8.Audit

#### Heat 1

7 - ATMORE Joesph

Dist	Time	Rk	Lap	Rk	Sect	Rk
125	16.113	12			16.113	12
250-1	25.688	12	25.688	12	9.574	12
375	34.710	12			9.022	12
500-2	43.773	12	18.085	12	9.063	12
625	53.135	12			9.361	12
750-3	1:02.975	12	19.202	12	9.840	12
875	1:13.231	12			10.255	12
1000-4	1:24.057	12	21.081	12	10.825	12

#### Heat 2

48 - BUSS Ian

Dist	Time	Rk	Lap	Rk	Sect	Rk
125	13.030	5			13.030	5
250-1	20.722	5	20.722	5	7.692	6
375	28.097	7			7.374	7
500-2	35.484	8	14.761	7	7.387	7
625	43.141	8			7.657	7
750-3	50.799	8	15.314	6	7.657	5
875	59.446	8			8.647	9
1000-4	1:08.821	8	18.022	9	9.375	10

22 - GOSSI Paul

Dist	Time	Rk	Lap	Rk	Sect	Rk
125	15.312	11			15.312	11
250-1	24.804	11	24.804	11	9.492	11
375	33.469	11			8.665	11
500-2	42.101	11	17.297	11	8.632	11
625	50.744	11			8.642	11
750-3	59.386	11	17.285	10	8.642	10
875	1:08.320	11			8.933	10
1000-4	1:17.519	11	18.132	10	9.198	9

#### Heat 3

9 - HAUCK Grayson

Dist	Time	Rk	Lap	Rk	Sect	Rk
125	13.336	9			13.336	9
250-1	21.436	9	21.436	9	8.100	10
375	29.145	9			7.709	9
500-2	36.812	9	15.376	9	7.667	9
625	44.602	9			7.789	9
750-3	52.662	9	15.849	8	8.060	8
875	1:01.093	9			8.430	7
1000-4	1:09.934	9	17.272	7	8.841	7

40 - BERTET Joel

Dist	Time	Rk	Lap	Rk	Sect	Rk
125	14.238	10			14.238	10
250-1	22.326	10	22.326	10	8.088	9
375	30.047	10			7.721	10
500-2	37.977	10	15.651	10	7.930	10
625	46.498	10			8.520	10
750-3	55.754	10	17.776	11	9.256	11
875	1:05.736	10			9.982	11
1000-4	1:16.417	10	20.663	11	10.681	11

## Heat 4

10 - BOWIE John

Dist	Time	Rk	Lap	Rk	Sect	Rk
125	13.137	7			13.137	7
250-1	20.822	6	20.822	6	7.685	5
375	28.077	6			7.255	5
500-2	35.192	7	14.370	4	7.115	4
625	42.491	7			7.298	4
750-3	49.992	6	14.799	4	7.501	4
875	57.776	5			7.784	4
1000-4	1:05.849	4	15.857	4	8.072	4

39 - BONILLA Louis

Dist	Time	Rk	Lap	Rk	Sect	Rk
125	11.921	1			11.921	1
250-1	19.426	1	19.426	1	7.504	2
375	26.575	1			7.148	3
500-2	33.908	2	14.482	6	7.333	6
625	41.655	2			7.746	8
750-3	49.857	5	15.948	9	8.202	9
875	58.402	7			8.544	8
1000-4	1:07.324	7	17.466	8	8.922	8

## Heat 5

14 - PAUL Wyatt

Dist	Time	Rk	Lap	Rk	Sect	Rk
125	12.700	4			12.700	4
250-1	20.077	3	20.077	3	7.377	1
375	27.030	2			6.952	1
500-2	33.883	1	13.805	1	6.853	1
625	40.891	1			7.008	1
750-3	48.146	1	14.263	2	7.255	2
875	55.724	1			7.577	2
1000-4	1:03.643	1	15.496	2	7.919	2

20 - MCDONALD Joshua

Dist	Time	Rk	Lap	Rk	Sect	Rk
125	12.422	2			12.422	2
250-1	20.011	2	20.011	2	7.589	4
375	27.435	4			7.423	8
500-2	34.866	4	14.854	8	7.431	8
625	42.402	6			7.536	6
750-3	50.184	7	15.318	7	7.781	7
875	58.306	6			8.122	6
1000-4	1:06.866	6	16.681	6	8.559	6

## Heat 6

41 - JAMESON Corey

Dist	Time	Rk	Lap	Rk	Sect	Rk
125	13.147	8			13.147	8
250-1	20.850	7	20.850	7	7.703	7
375	27.994	5			7.144	2
500-2	35.041	5	14.191	2	7.046	3
625	42.212	5			7.171	3
750-3	49.594	3	14.553	3	7.382	3
875	57.311	3			7.716	3
1000-4	1:05.365	3	15.770	3	8.054	3

4 - BAKER Carsten

DNS

## Heat 7

19 - DOMONOSKE David

Dist	Time	Rk	Lap	Rk	Sect	Rk
125	13.067	6			13.067	6
250-1	20.899	8	20.899	8	7.831	8
375	28.154	8			7.255	6
500-2	35.148	6	14.249	3	6.994	2
625	42.192	4			7.043	2
750-3	49.315	2	14.166	1	7.122	1
875	56.599	2			7.284	1
1000-4	1:04.040	2	14.725	1	7.440	1

29 - WEATHERS Andrew

Dist	Time	Rk	Lap	Rk	Sect	Rk
125	12.637	3			12.637	3
250-1	20.150	4	20.150	4	7.513	3
375	27.350	3			7.199	4
500-2	34.593	3	14.443	5	7.243	5
625	42.006	3			7.412	5
750-3	49.687	4	15.093	5	7.681	6
875	57.719	4			8.032	5
1000-4	1:06.050	5	16.363	5	8.331	5







# ELITE & PARA-CYCLING TRACK

## NATIONAL CHAMPIONSHIPS

JULY 10-14, 2024 | CARSON, CA



### Start List

#### Para C4 Women Pursuit Final - 3km - 12 Laps

Communique #3.9

World Record	3:38.061	PETRICOLA Emily AUS	Izu JPN	25 AUG 2021
American Record	3:55.006	MORELLI, Shawn USA	Montichiari ITA	2016 Worlds

First rider listed starts on the home straight

	Bib	Name	Team	From
Heat 1	<b>198</b>	BOSCO Samantha	BOSCO BIKE FITS	CLAREMONT, CA
Heat 2	<b>197</b>	MORELLI Shawn	DNA CYCLING	LEAVENWORTH, KS

Generated: 2024-07-11 17:57:52

Timing & Results by One2Go Event Services



# ELITE & PARA-CYCLING TRACK

## NATIONAL CHAMPIONSHIPS

JULY 10-14, 2024 | CARSON, CA



### Official Results

#### Para C4 Women Pursuit Final - 3km - 12 Laps

Communique #3.10

World Record	3:38.061	PETRICOLA Emily AUS	Izu JPN	25 AUG 2021
American Record	3:55.006	MORELLI, Shawn USA	Montichiari ITA	2016 Worlds

Place	Bib	Name	Team / From	500m	1000m	2000m	Time	km/h
<b>Gold</b>	<b>198</b>	BOSCO Samantha	BOSCO BIKE FITS CLAREMONT, CA	43.366 (1)	1:20.886 (1) 37.520 (1)	2:38.660 (1) 1:17.774 (1)	<b>3:58.281</b> 1:19.621 (1)	45.325
<b>Silver</b>	<b>197</b>	MORELLI Shawn	DNA CYCLING LEAVENWORTH, KS	44.853 (2)	1:22.797 (2) 37.943 (2)	2:41.626 (2) 1:18.828 (2)	<b>4:02.765</b> 1:21.139 (2)	44.487 +4.484

Generated: 2024-07-12 10:55:46

Timing & Results by One2Go Event Services



# ELITE & PARA-CYCLING TRACK

## NATIONAL CHAMPIONSHIPS

JULY 10-14, 2024 | CARSON, CA



### Detailed Rider Data

#### Para C4 Women Pursuit Final - 3km - 12 Laps

Communique #3.10.Audit

#### Heat 1

198 - BOSCO Samantha

Dist	Time	Rk	Lap	Rk	Sect	Rk
125	15.043	1			15.043	1
250-1	24.741	1	24.741	1	9.698	1
375	34.082	1			9.341	1
500-2	43.366	1	18.624	1	9.283	1
625	52.653	1			9.287	1
750-3	1:02.012	1	18.646	1	9.359	1
875	1:11.422	1			9.410	1
1000-4	1:20.886	1	18.873	1	9.463	1
1125	1:30.444	1			9.557	1
1250-5	1:40.078	1	19.191	1	9.634	1
1375	1:49.778	1			9.700	1
1500-6	1:59.504	1	19.426	1	9.726	1
1625	2:09.293	1			9.788	1
1750-7	2:19.042	1	19.537	1	9.749	1
1875	2:28.857	1			9.815	1
2000-8	2:38.660	1	19.617	1	9.802	1
2125	2:48.524	1			9.863	1
2250-9	2:58.434	1	19.773	1	9.910	1
2375	3:08.436	1			10.002	1
2500-10	3:18.401	1	19.966	1	9.964	1
2625	3:28.323	1			9.922	1
2750-11	3:38.318	1	19.917	1	9.994	1
2875	3:48.296	1			9.978	1
3000-12	3:58.281	1	19.963	1	9.985	1

#### Heat 2

## 197 - MORELLI Shawn

Dist	Time	Rk	Lap	Rk	Sect	Rk
125	15.551	2			15.551	2
250-1	25.703	2	25.703	2	10.152	2
375	35.389	2			9.686	2
500-2	44.853	2	19.150	2	9.463	2
625	54.284	2			9.431	2
750-3	1:03.681	2	18.827	2	9.396	2
875	1:13.217	2			9.536	2
1000-4	1:22.797	2	19.116	2	9.579	2
1125	1:32.463	2			9.665	2
1250-5	1:42.166	2	19.369	2	9.703	2
1375	1:51.970	2			9.804	2
1500-6	2:01.823	2	19.656	2	9.852	2
1625	2:11.720	2			9.896	2
1750-7	2:21.640	2	19.817	2	9.920	2
1875	2:31.622	2			9.982	2
2000-8	2:41.626	2	19.985	2	10.003	2
2125	2:51.646	2			10.020	2
2250-9	3:01.666	2	20.040	2	10.019	2
2375	3:11.783	2			10.117	2
2500-10	3:21.941	2	20.275	2	10.158	2
2625	3:32.131	2			10.189	2
2750-11	3:42.366	2	20.424	2	10.234	2
2875	3:52.569	2			10.203	2
3000-12	4:02.765	2	20.399	2	10.196	2

Generated: 2024-07-12 10:53:49

Timing &amp; Results by One2Go Event Services



# ELITE & PARA-CYCLING TRACK

## NATIONAL CHAMPIONSHIPS

JULY 10-14, 2024 | CARSON, CA



### Start List

#### Para C4 Men Pursuit Final - 4km - 16 Laps

Communique #3.11

World Record	4:22.772	METELKA Josef AUS	Izu JPN	27 AUG 2021
American Record	4:39.616	MARTIN Jeffrey USA	Aguascalientes MEX	2014 Worlds

First rider listed starts on the home straight

	Bib	Name	Team	From
Heat 1	98	TERRELL John		CONVERSE, TX

Generated: 2024-07-11 17:58:03

Timing & Results by One2Go Event Services



# ELITE & PARA-CYCLING TRACK

## NATIONAL CHAMPIONSHIPS

JULY 10-14, 2024 | CARSON, CA



### Official Results

#### Para C4 Men Pursuit Final - 4km - 16 Laps

Communique #3.12

World Record	4:22.772	METELKA Josef AUS	Izu JPN	27 AUG 2021
American Record	4:39.616	MARTIN Jeffrey USA	Aguascalientes MEX	2014 Worlds

Place	Bib	Name	Team / From	1km	2km	3km	Time	km/h
<b>Gold</b>	<b>98</b>	TERRELL John	CONVERSE, TX	1:18.917 (1)	2:28.570 (1) 1:09.653 (1)	3:40.936 (1) 1:12.366 (1)	<b>4:53.073</b> 1:12.137 (1)	49.135

Generated: 2024-07-12 11:01:15

Timing & Results by One2Go Event Services



# ELITE & PARA-CYCLING TRACK

## NATIONAL CHAMPIONSHIPS

JULY 10-14, 2024 | CARSON, CA



### Detailed Rider Data

#### Para C4 Men Pursuit Final - 4km - 16 Laps

Communique #3.12.Audit

#### Heat 1

98 - TERRELL John

Dist	Time	Rk	Lap	Rk	Sect	Rk
125	16.262	1			16.262	1
250-1	26.170	1	26.170	1	9.907	1
375	35.367	1			9.197	1
500-2	44.308	1	18.137	1	8.940	1
625	53.046	1			8.738	1
750-3	1:01.669	1	17.361	1	8.623	1
875	1:10.260	1			8.590	1
1000-4	1:18.917	1	17.247	1	8.656	1
1125	1:27.587	1			8.670	1
1250-5	1:36.216	1	17.299	1	8.628	1
1375	1:44.849	1			8.633	1
1500-6	1:53.454	1	17.237	1	8.604	1
1625	2:02.153	1			8.699	1
1750-7	2:10.888	1	17.434	1	8.734	1
1875	2:19.701	1			8.813	1
2000-8	2:28.570	1	17.682	1	8.869	1
2125	2:37.571	1			9.001	1
2250-9	2:46.573	1	18.002	1	9.001	1
2375	2:55.638	1			9.065	1
2500-10	3:04.703	1	18.130	1	9.065	1
2625	3:13.701	1			8.998	1
2750-11	3:22.700	1	17.997	1	8.998	1
2875	3:31.818	1			9.118	1
3000-12	3:40.936	1	18.236	1	9.118	1
3125	3:49.962	1			9.025	1
3250-13	3:58.960	1	18.023	1	8.998	1
3375	4:08.000	1			9.040	1
3500-14	4:17.040	1	18.080	1	9.040	1
3625	4:26.125	1			9.084	1
3750-15	4:35.209	1	18.169	1	9.084	1
3875	4:44.154	1			8.944	1
4000-16	4:53.073	1	17.864	1	8.919	1

Generated: 2024-07-12 11:00:11





# ELITE & PARA-CYCLING TRACK

## NATIONAL CHAMPIONSHIPS

JULY 10-14, 2024 | CARSON, CA



### Start List

#### Para B Men Pursuit Final - 4km - 16 Laps

Communique #3.13

World Record	3:58.397	BANGMA / BOS NED	Rio de Janeiro BRA	23 MAR 2024
American Record	4:17.373	RACHFAL/SWANSON USA	Aguascalientes MEX	2014 Worlds

First rider listed starts on the home straight

	Bib	Name	Team	From
Heat 1	99	WALTON Branden Pilot: SEGGEBRUCH Spencer		LIVERMORE, CA

Generated: 2024-07-12 11:11:22

Timing & Results by One2Go Event Services



# ELITE & PARA-CYCLING TRACK

## NATIONAL CHAMPIONSHIPS

JULY 10-14, 2024 | CARSON, CA



### Official Results

#### Para B Men Pursuit Final - 4km - 16 Laps

Communique #3.14

World Record	3:58.397	BANGMA / BOS NED	Rio de Janeiro BRA	23 MAR 2024
American Record	4:17.373	RACHFAL/SWANSON USA	Aguascalientes MEX	2014 Worlds

Place	Bib	Name	Team / From	1km	2km	3km	Time	km/h
<b>Gold</b>	<b>99</b>	WALTON Branden Pilot: SEGGEBRUCH Spencer	LIVERMORE, CA	1:09.502 (1)	2:13.041 (1) 1:03.538 (1)	3:17.096 (1) 1:04.055 (1)	<b>4:21.780</b> 1:04.683 (1)	55.008

Generated: 2024-07-12 11:11:29

Timing & Results by One2Go Event Services



# ELITE & PARA-CYCLING TRACK

## NATIONAL CHAMPIONSHIPS

JULY 10-14, 2024 | CARSON, CA



### Detailed Rider Data

#### Para B Men Pursuit Final - 4km - 16 Laps

Communique #3.14.Audit

#### Heat 1

99 - WALTON Branden

Dist	Time	Rk	Lap	Rk	Sect	Rk
125	14.083	1			14.083	1
250-1	22.515	1	22.515	1	8.432	1
375	30.479	1			7.963	1
500-2	38.265	1	15.749	1	7.785	1
625	45.985	1			7.720	1
750-3	53.696	1	15.430	1	7.710	1
875	1:01.589	1			7.893	1
1000-4	1:09.502	1	15.806	1	7.913	1
1125	1:17.421	1			7.918	1
1250-5	1:25.324	1	15.821	1	7.902	1
1375	1:33.256	1			7.932	1
1500-6	1:41.196	1	15.872	1	7.940	1
1625	1:49.160	1			7.963	1
1750-7	1:57.123	1	15.926	1	7.963	1
1875	2:05.109	1			7.986	1
2000-8	2:13.041	1	15.918	1	7.932	1
2125	2:21.020	1			7.979	1
2250-9	2:29.004	1	15.963	1	7.983	1
2375	2:36.987	1			7.982	1
2500-10	2:44.946	1	15.942	1	7.959	1
2625	2:52.974	1			8.027	1
2750-11	3:01.035	1	16.088	1	8.061	1
2875	3:09.043	1			8.008	1
3000-12	3:17.096	1	16.061	1	8.052	1
3125	3:25.165	1			8.069	1
3250-13	3:33.135	1	16.038	1	7.969	1
3375	3:41.150	1			8.014	1
3500-14	3:49.186	1	16.050	1	8.036	1
3625	3:57.357	1			8.170	1
3750-15	4:05.514	1	16.328	1	8.157	1
3875	4:13.657	1			8.143	1
4000-16	4:21.780	1	16.266	1	8.122	1

Generated: 2024-07-12 11:06:40



# ELITE & PARA-CYCLING TRACK

NATIONAL CHAMPIONSHIPS  
JULY 10-14, 2024 | CARSON, CA



## Medal Ceremony

### Women 500m Time Trial Final

Place	Bib	Name	Team	From
<b>Gold</b>	<b>116</b>	HAYES Emily		YORK, SC
<b>Silver</b>	<b>121</b>	AINSLIE Keely	ASCP ELITE	LONG BEACH, CA
<b>Bronze</b>	<b>106</b>	MCKEE Mckenna	KIRK WHITEMAN COACHING	VANCOUVER, WA

### Men Kilo Time Trial Final

Place	Bib	Name	Team	From
<b>Gold</b>	<b>14</b>	PAUL Wyatt	WATER LINE RACING	SEATTLE, WA
<b>Silver</b>	<b>19</b>	DOMONOSKE David	ALTO VELO	PALO ALTO, CA
<b>Bronze</b>	<b>41</b>	JAMESON Corey	WATER LINE RACING	SAN DIEGO, CA

### Para C4 Women Pursuit Final

Place	Bib	Name	Team	From
<b>Gold</b>	<b>198</b>	BOSCO Samantha	BOSCO BIKE FITS	CLAREMONT, CA
<b>Silver</b>	<b>197</b>	MORELLI Shawn	DNA CYCLING	LEAVENWORTH, KS

### Para C4 Men Pursuit Final

Place	Bib	Name	Team	From
<b>Gold</b>	<b>98</b>	TERRELL John		CONVERSE, TX

### Para B Men Pursuit Final

Place	Bib	Name	Team	From
<b>Gold</b>	<b>99</b>	WALTON Branden Pilot: SEGGEBRUCH Spencer		LIVERMORE, CA

Generated: 2024-07-12 11:12:30

Timing & Results by One2Go Event Services



# ELITE & PARA-CYCLING TRACK

## NATIONAL CHAMPIONSHIPS

JULY 10-14, 2024 | CARSON, CA



### Start List

#### Men Pursuit Final - 4km - 16 Laps

Communique #4.1

World Record	3:59.636	GANNA Filippo ITA	Saint-Quentin FRA	14 OCT 2022
American Record	3:59.930	LAMBIE Ashton USA	Aguascalientes MEX	18 AUG 2021

First rider listed starts on the home straight

	Bib	Name	Team	From
For Bronze	47	HAGGARD Max	WATER LINE RACING	SAN DIEGO, CA
	36	ZITTER Daniel		LOS ANGELES, CA
For Gold	1	JOHNSON Anders	CHANEY WINDOWS AND DOORS	HUNTSVILLE, UT
	12	GALLAGHER Merrick	JERRY BAKER JUNIORS	REDMOND, WA

Generated: 2024-07-12 10:01:17

Timing & Results by One2Go Event Services



# ELITE & PARA-CYCLING TRACK

## NATIONAL CHAMPIONSHIPS

JULY 10-14, 2024 | CARSON, CA



### Official Results

#### Men Pursuit Final - 4km - 16 Laps

Communique #4.2

World Record	3:59.636	GANNA Filippo ITA	Saint-Quentin FRA	14 OCT 2022
American Record	3:59.930	LAMBIE Ashton USA	Aguascalientes MEX	18 AUG 2021

Place	Bib	Name	Team / From	1km	2km	3km	Time	km/h
<b>For Bronze</b>								
1	47	HAGGARD Max	WATER LINE RACING SAN DIEGO, CA	1:13.142	2:21.543 1:08.400	3:30.267 1:08.724	<b>4:39.105</b> 1:08.838	51.593
2	36	ZITTER Daniel	LOS ANGELES, CA	1:14.117	2:22.507 1:08.389	3:31.564 1:09.057	<b>4:41.461</b> 1:09.896	51.162 +2.356
<b>For Gold</b>								
1	1	JOHNSON Anders	CHANEY WINDOWS AND DOORS HUNTSVILLE, UT	1:08.767	2:12.309 1:03.541	3:14.976 1:02.666	<b>4:17.744</b> 1:02.768	55.869
2	12	GALLAGHER Merrick	JERRY BAKER JUNIORS REDMOND, WA	1:09.627	2:14.398 1:04.770	3:21.497 1:07.099	<b>4:42.236</b> 1:20.738	51.021 +24.492

Generated: 2024-07-12 18:12:41



# ELITE & PARA-CYCLING TRACK

## NATIONAL CHAMPIONSHIPS

JULY 10-14, 2024 | CARSON, CA



### Official Results

#### Men Pursuit Final Classification

Communique #0.0.1

Place	Bib	Name	Team	Time
<b>Gold</b>	1	JOHNSON Anders	CHANEY WINDOWS AND DOORS	4:17.744
<b>Silver</b>	12	GALLAGHER Merrick	JERRY BAKER JUNIORS	4:42.236
<b>Bronze</b>	47	HAGGARD Max	WATER LINE RACING	4:39.105
4	36	ZITTER Daniel		4:41.461
5	26	SIMS Patton	STAR TRACK	4:44.579
6	58	DENMAN William	CFC	4:53.718
7	4	BAKER Carsten	VELO TRACK CYCLING P/B FATC	5:07.802
8	28	PYKE Matthew	MONSTER RACING CADENCE CYCLERY	5:16.494
9	22	GOSSI Paul	AUDI RENO TAHOE CYCLING TEAM	5:19.912

Generated: 2024-07-13 08:43:44

Timing & Results by One2Go Event Services





# ELITE & PARA-CYCLING TRACK

## NATIONAL CHAMPIONSHIPS

JULY 10-14, 2024 | CARSON, CA



### Detailed Rider Data

#### Men Pursuit Final - 4km - 16 Laps

Communique #4.2.Audit

#### For Bronze

47 - HAGGARD Max

Dist	Time	Rk	Lap	Rk	Sect	Rk
125	14.731	1			14.731	1
250-1	23.581	1	23.581	1	8.850	1
375	31.827	1			8.246	1
500-2	39.942	1	16.361	1	8.114	1
625	48.142	1			8.200	1
750-3	56.384	1	16.441	1	8.241	1
875	1:04.702	1			8.317	1
1000-4	1:13.142	1	16.758	1	8.440	2
1125	1:21.684	1			8.542	2
1250-5	1:30.244	1	17.101	2	8.559	2
1375	1:38.802	1			8.558	2
1500-6	1:47.324	1	17.080	1	8.521	1
1625	1:55.823	1			8.498	1
1750-7	2:04.396	1	17.071	1	8.573	2
1875	2:12.974	1			8.577	2
2000-8	2:21.543	1	17.146	1	8.568	1
2125	2:30.150	1			8.607	2
2250-9	2:38.800	1	17.257	2	8.650	2
2375	2:47.420	1			8.619	2
2500-10	2:56.023	1	17.222	2	8.603	1
2625	3:04.644	1			8.621	2
2750-11	3:13.224	1	17.201	1	8.580	1
2875	3:21.751	1			8.526	1
3000-12	3:30.267	1	17.042	1	8.516	1
3125	3:38.778	1			8.510	1
3250-13	3:47.325	1	17.057	1	8.547	1
3375	3:55.941	1			8.616	1
3500-14	4:04.643	1	17.317	1	8.701	1
3625	4:13.316	1			8.673	1
3750-15	4:22.023	1	17.380	1	8.707	1
3875	4:30.609	1			8.585	1
4000-16	4:39.105	1	17.081	1	8.496	1

36 - ZITTER Daniel

Dist	Time	Rk	Lap	Rk	Sect	Rk
125	14.867	2			14.867	2
250-1	23.904	2	23.904	2	9.037	2
375	32.331	2			8.426	2
500-2	40.626	2	16.722	2	8.295	2
625	48.962	2			8.336	2
750-3	57.313	2	16.687	2	8.350	2
875	1:05.701	2			8.388	2
1000-4	1:14.117	2	16.804	2	8.416	1
1125	1:22.603	2			8.486	1
1250-5	1:31.090	2	16.973	1	8.486	1
1375	1:39.621	2			8.530	1
1500-6	1:48.203	2	17.112	2	8.582	2
1625	1:56.754	2			8.550	2
1750-7	2:05.323	2	17.119	2	8.568	1
1875	2:13.889	2			8.566	1
2000-8	2:22.507	2	17.183	2	8.617	2
2125	2:31.107	2			8.600	1
2250-9	2:39.706	2	17.199	1	8.599	1
2375	2:48.269	2			8.562	1
2500-10	2:56.882	2	17.175	1	8.613	2
2625	3:05.492	2			8.610	1
2750-11	3:14.161	2	17.279	2	8.668	2
2875	3:22.868	2			8.706	2
3000-12	3:31.564	2	17.403	2	8.696	2
3125	3:40.251	2			8.686	2
3250-13	3:48.916	2	17.352	2	8.665	2
3375	3:57.602	2			8.685	2
3500-14	4:06.313	2	17.397	2	8.711	2
3625	4:15.085	2			8.771	2
3750-15	4:23.890	2	17.576	2	8.805	2
3875	4:32.715	2			8.825	2
4000-16	4:41.461	2	17.571	2	8.745	2

#### For Gold

## 1 - JOHNSON Anders

Dist	Time	Rk	Lap	Rk	Sect	Rk
125	13.102	1			13.102	1
250-1	21.308	1	21.308	1	8.206	1
375	29.193	1			7.885	1
500-2	37.050	1	15.742	2	7.856	2
625	44.953	1			7.902	2
750-3	52.898	1	15.847	2	7.944	2
875	1:00.851	1			7.953	2
1000-4	1:08.767	1	15.869	2	7.916	2
1125	1:16.676	1			7.909	2
1250-5	1:24.583	1	15.815	1	7.906	1
1375	1:32.497	1			7.914	1
1500-6	1:40.446	1	15.862	1	7.948	1
1625	1:48.406	1			7.960	1
1750-7	1:56.349	1	15.902	1	7.942	1
1875	2:04.326	1			7.977	1
2000-8	2:12.309	1	15.960	1	7.983	1
2125	2:20.254	1			7.944	1
2250-9	2:28.126	1	15.816	1	7.871	1
2375	2:35.949	1			7.823	1
2500-10	2:43.765	1	15.639	1	7.816	1
2625	2:51.578	1			7.812	1
2750-11	2:59.387	1	15.621	1	7.809	1
2875	3:07.199	1			7.811	1
3000-12	3:14.976	1	15.588	1	7.777	1
3125	3:22.826	1			7.850	1
3250-13	3:30.676	1	15.700	1	7.850	1
3375	3:38.543	1			7.866	1
3500-14	3:46.396	1	15.719	1	7.853	1
3625	3:54.204	1			7.807	1
3750-15	4:02.016	1	15.619	1	7.812	1
3875	4:09.863	1			7.847	1
4000-16	4:17.744	1	15.728	1	7.880	1

## 12 - GALLAGHER Merrick

Dist	Time	Rk	Lap	Rk	Sect	Rk
125	14.516	2			14.516	2
250-1	22.816	2	22.816	2	8.299	2
375	30.759	2			7.943	2
500-2	38.493	2	15.677	1	7.733	1
625	46.198	2			7.705	1
750-3	53.971	2	15.478	1	7.772	1
875	1:01.776	2			7.804	1
1000-4	1:09.627	2	15.656	1	7.851	1
1125	1:17.534	2			7.907	1
1250-5	1:25.501	2	15.874	2	7.966	2
1375	1:33.496	2			7.994	2
1500-6	1:41.570	2	16.069	2	8.074	2
1625	1:49.696	2			8.125	2
1750-7	1:57.885	2	16.314	2	8.188	2
1875	2:06.131	2			8.246	2
2000-8	2:14.398	2	16.513	2	8.267	2
2125	2:22.696	2			8.297	2
2250-9	2:31.071	2	16.673	2	8.375	2
2375	2:39.430	2			8.358	2
2500-10	2:47.775	2	16.703	2	8.345	2
2625	2:56.173	2			8.397	2
2750-11	3:04.592	2	16.816	2	8.418	2
2875	3:13.010	2			8.418	2
3000-12	3:21.497	2	16.905	2	8.487	2
3125	3:30.489	2			8.992	2
3250-13	3:40.210	2	18.712	2	9.720	2
3375	3:50.359	2			10.149	2
3500-14	4:00.685	2	20.475	2	10.325	2
3625	4:11.023	2			10.337	2
3750-15	4:21.369	2	20.683	2	10.345	2
3875	4:31.713	2			10.343	2
4000-16	4:42.236	2	20.866	2	10.523	2

Generated: 2024-07-12 18:12:46



# ELITE & PARA-CYCLING TRACK

## NATIONAL CHAMPIONSHIPS

JULY 10-14, 2024 | CARSON, CA



### Start List

#### Women Pursuit Final - 3km - 12 Laps

Communique #4.3

World Record	3:16.937	DYGERT Chloe USA	Berlin GER	29 FEB 2020
American Record	3:16.937	DYGERT Chloe USA	Berlin GER	29 FEB 2020

First rider listed starts on the home straight

	Bib	Name	Team	From
For Bronze	107	ZUBRIS Kimberly	BIKE WORKS P/B FRED BEANS	ALBURTIS, PA
	128	JAMES Morgan	VELO CLUB LA GRANGE	LONG BEACH, CA
For Gold	102	STEVENSON Elizabeth	MAD TRACK CYCLING / LEXUS VELODROME DETROIT	ROCHESTER HILLS, MI
	105	PATTISHALL Reagen	EDGE CYCLING	BREINGSVILLE, PA

Generated: 2024-07-12 10:01:23

Timing & Results by One2Go Event Services



# ELITE & PARA-CYCLING TRACK

## NATIONAL CHAMPIONSHIPS

JULY 10-14, 2024 | CARSON, CA



### Official Results

#### Women Pursuit Final - 3km - 12 Laps

Communique #4.4

World Record	3:16.937	DYGERT Chloe USA	Berlin GER	29 FEB 2020
American Record	3:16.937	DYGERT Chloe USA	Berlin GER	29 FEB 2020

Place	Bib	Name	Team / From	500m	1000m	2000m	Time	km/h
<b>For Bronze</b>								
1	107	ZUBRIS Kimberly	BIKE WORKS P/B FRED BEANS ALBURTIS, PA	39.563	1:14.784 35.220	2:29.581 1:14.796	<b>3:46.302</b> 1:16.721	47.724
2	128	JAMES Morgan	VELO CLUB LA GRANGE LONG BEACH, CA	42.272	1:18.169 35.896	2:33.244 1:15.074	<b>3:51.103</b> 1:17.859	46.732 +4.801
<b>For Gold</b>								
1	102	STEVENSON Elizabeth	MAD TRACK CYCLING / LEXUS VELO ROCHESTER HILLS, MI	40.585	1:14.986 34.401	2:26.403 1:11.417	<b>3:39.617</b> 1:13.213	49.177
2	105	PATTISHALL Reagen	EDGE CYCLING BREINGSVILLE, PA	40.422	1:14.512 34.090	2:25.501 1:10.989	<b>3:41.413</b> 1:15.911	48.778 +1.796

Generated: 2024-07-12 18:23:16



# ELITE & PARA-CYCLING TRACK

## NATIONAL CHAMPIONSHIPS

JULY 10-14, 2024 | CARSON, CA



### Official Results

#### Women Pursuit Final Classification

Communique #0.0.1

Place	Bib	Name	Team	Time
<b>Gold</b>	<b>102</b>	STEVENSON Elizabeth	MAD TRACK CYCLING / LEXUS VELODROME DETR	3:39.617
<b>Silver</b>	<b>105</b>	PATTISHALL Reagen	EDGE CYCLING	3:41.413
<b>Bronze</b>	<b>107</b>	ZUBRIS Kimberly	BIKE WORKS P/B FRED BEANS	3:46.302
<b>4</b>	<b>128</b>	JAMES Morgan	VELO CLUB LA GRANGE	3:51.103
<b>5</b>	<b>118</b>	BATES Hayley	CHAMPION FACTORY	3:52.509
<b>6</b>	<b>132</b>	ESPINOZA Skyler		3:53.831
<b>7</b>	<b>138</b>	PARK Victoria		3:57.533
<b>8</b>	<b>113</b>	SPERANZA Lucy	EDGE CYCLING	3:58.193
<b>9</b>	<b>103</b>	RUTECKI Julianna	BIKE WORKS P/B FRED BEANS	4:01.103
<b>10</b>	<b>114</b>	AXELL Marissa	REVOLUTION RACING TEAM	4:09.469

Generated: 2024-07-13 08:43:47

Timing & Results by One2Go Event Services



# ELITE & PARA-CYCLING TRACK

## NATIONAL CHAMPIONSHIPS

JULY 10-14, 2024 | CARSON, CA



### Detailed Rider Data

#### Women Pursuit Final - 3km - 12 Laps

Communique #4.4.Audit

#### For Bronze

107 - ZUBRIS Kimberly

Dist	Time	Rk	Lap	Rk	Sect	Rk
125	14.322	1			14.322	1
250-1	22.916	1	22.916	1	8.594	1
375	31.196	1			8.279	1
500-2	39.563	1	16.647	1	8.367	1
625	48.038	1			8.474	1
750-3	56.775	1	17.212	1	8.737	1
875	1:05.744	1			8.968	1
1000-4	1:14.784	1	18.008	1	9.040	1
1125	1:23.957	1			9.172	1
1250-5	1:33.130	1	18.345	1	9.173	1
1375	1:42.439	1			9.308	1
1500-6	1:51.745	1	18.615	1	9.306	1
1625	2:01.147	1			9.401	2
1750-7	2:10.602	1	18.856	2	9.455	2
1875	2:20.085	1			9.482	2
2000-8	2:29.581	1	18.978	2	9.495	2
2125	2:39.151	1			9.570	2
2250-9	2:48.746	1	19.165	2	9.594	2
2375	2:58.453	1			9.707	2
2500-10	3:08.091	1	19.344	2	9.637	1
2625	3:17.755	1			9.664	1
2750-11	3:27.369	1	19.278	1	9.613	1
2875	3:36.869	1			9.500	1
3000-12	3:46.302	1	18.933	1	9.433	1

128 - JAMES Morgan

Dist	Time	Rk	Lap	Rk	Sect	Rk
125	15.496	2			15.496	2
250-1	24.866	2	24.866	2	9.369	2
375	33.670	2			8.804	2
500-2	42.272	2	17.406	2	8.601	2
625	50.943	2			8.670	2
750-3	59.810	2	17.537	2	8.867	2
875	1:08.907	2			9.096	2
1000-4	1:18.169	2	18.359	2	9.262	2
1125	1:27.482	2			9.312	2
1250-5	1:36.867	2	18.697	2	9.384	2
1375	1:46.264	2			9.397	2
1500-6	1:55.651	2	18.784	2	9.387	2
1625	2:05.032	2			9.380	1
1750-7	2:14.429	2	18.777	1	9.396	1
1875	2:23.791	2			9.362	1
2000-8	2:33.244	2	18.815	1	9.452	1
2125	2:42.769	2			9.525	1
2250-9	2:52.335	2	19.091	1	9.566	1
2375	3:01.942	2			9.606	1
2500-10	3:11.657	2	19.321	1	9.715	2
2625	3:21.363	2			9.706	2
2750-11	3:31.172	2	19.515	2	9.808	2
2875	3:41.060	2			9.888	2
3000-12	3:51.103	2	19.931	2	10.042	2

#### For Gold

## 102 - STEVENSON Elizabeth

Dist	Time	Rk	Lap	Rk	Sect	Rk
125	14.486	2			14.486	2
250-1	23.445	1	23.445	1	8.958	1
375	32.048	2			8.602	2
500-2	40.585	2	17.139	2	8.537	2
625	49.088	2			8.503	2
750-3	57.675	2	17.090	2	8.586	2
875	1:06.306	2			8.630	2
1000-4	1:14.986	2	17.311	2	8.680	2
1125	1:23.750	2			8.763	2
1250-5	1:32.587	2	17.601	2	8.837	2
1375	1:41.453	2			8.865	2
1500-6	1:50.346	2	17.758	2	8.893	2
1625	1:59.266	2			8.919	2
1750-7	2:08.240	2	17.893	1	8.973	1
1875	2:17.299	2			9.059	1
2000-8	2:26.403	2	18.163	1	9.104	1
2125	2:35.601	2			9.197	1
2250-9	2:44.834	2	18.430	1	9.233	1
2375	2:53.987	2			9.153	1
2500-10	3:03.060	2	18.225	1	9.072	1
2625	3:12.164	1			9.103	1
2750-11	3:21.322	1	18.262	1	9.158	1
2875	3:30.493	1			9.170	1
3000-12	3:39.617	1	18.294	1	9.124	1

## 105 - PATTISHALL Reagen

Dist	Time	Rk	Lap	Rk	Sect	Rk
125	14.441	1			14.441	1
250-1	23.465	2	23.465	2	9.024	2
375	31.993	1			8.528	1
500-2	40.422	1	16.956	1	8.428	1
625	48.866	1			8.444	1
750-3	57.365	1	16.943	1	8.499	1
875	1:05.909	1			8.543	1
1000-4	1:14.512	1	17.146	1	8.602	1
1125	1:23.143	1			8.631	1
1250-5	1:31.792	1	17.280	1	8.649	1
1375	1:40.480	1			8.687	1
1500-6	1:49.253	1	17.460	1	8.773	1
1625	1:58.169	1			8.915	1
1750-7	2:07.179	1	17.925	2	9.010	2
1875	2:16.261	1			9.081	2
2000-8	2:25.501	1	18.322	2	9.240	2
2125	2:34.826	1			9.324	2
2250-9	2:44.192	1	18.690	2	9.365	2
2375	2:53.579	1			9.387	2
2500-10	3:02.946	1	18.754	2	9.367	2
2625	3:12.456	2			9.509	2
2750-11	3:22.054	2	19.107	2	9.598	2
2875	3:31.671	2			9.616	2
3000-12	3:41.413	2	19.358	2	9.742	2

Generated: 2024-07-12 18:23:20

Timing &amp; Results by One2Go Event Services



# ELITE & PARA-CYCLING TRACK

## NATIONAL CHAMPIONSHIPS

JULY 10-14, 2024 | CARSON, CA



### Start List

#### Men Scratch Race Final - 15km - 60 Laps

Communique #4.5

Number of Riders: 20

Bib	Name	Team	From
<b>Starting on the Blue Band</b>			
3	ABSHIRE Lance	CHANEY WINDOWS AND DOORS	BATON ROUGE, LA
19	DOMONOSKE David	ALTO VELO	PALO ALTO, CA
50	GREEN Bradley	STAR TRACK	SCHNECKSVILLE, PA
26	SIMS Patton	STAR TRACK	STERLINGTON, LA
10	BOWIE John	WATER LINE RACING	BELLINGHAM, WA
25	WATKINS Michael	JACOMO RACING P/B MINSKY'S PIZZA	ERIE, CO
31	HERSAM Donald	TERUN ELITE	SANTA CLARA, CA
46	DAVIDSON Chants	MACC RACING	ATLANTA, GA
49	COOK Codey		COLORADO SPRINGS, CO
57	BONILLA Christopher	TMB DEVELOPMENT P/B EQUATOR COFFEES	SAN JOSE, CA
<b>Starting on the Railing</b>			
1	JOHNSON Anders	CHANEY WINDOWS AND DOORS	HUNTSVILLE, UT
4	BAKER Carsten	VELO TRACK CYCLING P/B FATC	DANVILLE, CA
8	BREUER Daniel	CHANEY WINDOWS AND DOORS	ATLANTA, GA
18	STEIN Dakota	EDGE CYCLING	BREINIGSVILLE, PA
21	PAK Justin	STAR TRACK	FLUSHING, NY
13	WHITMORE Mark	OKAY CC	CHICAGO, IL
30	LAWSON Dylan	BELL LAP CYCLEWORKS PB DOGWOOD CYCLEWORX	SMYRNA, GA
44	GUZIK Christopher	RED PELOTON	SUNNYVALE, CA
47	HAGGARD Max	WATER LINE RACING	SAN DIEGO, CA
51	HUANG Kevin	TEAM VELOZ	CHICAGO, IL

Generated: 2024-07-11 18:24:14





# ELITE & PARA-CYCLING TRACK

## NATIONAL CHAMPIONSHIPS

JULY 10-14, 2024 | CARSON, CA



### Official Results

#### Men Scratch Race Final - 15km - 60 Laps

Communique #4.6

Finish Time: 17:46

Speed: 50.6 km/h

Place	Bib	Name	Team	From	
<b>Gold</b>	1	JOHNSON Anders	CHANEY WINDOWS AND DOORS	HUNTSVILLE, UT	
<b>Silver</b>	8	BREUER Daniel	CHANEY WINDOWS AND DOORS	ATLANTA, GA	-1 lap(s)
<b>Bronze</b>	3	ABSHIRE Lance	CHANEY WINDOWS AND DOORS	BATON ROUGE, LA	-1 lap(s)
4	10	BOWIE John	WATER LINE RACING	BELLINGHAM, WA	-1 lap(s)
5	50	GREEN Bradley	STAR TRACK	SCHNECKSVILLE, PA	-1 lap(s)
6	19	DOMONOSKE David	ALTO VELO	PALO ALTO, CA	-1 lap(s)
7	49	COOK Codey		COLORADO SPRINGS, CO	-2 lap(s)
8	25	WATKINS Michael	JACOMO RACING P/B MINSKY'S PIZZA	ERIE, CO	-2 lap(s)
9	30	LAWSON Dylan	BELL LAP CYCLEWORKS PB DOGWOOD CYCLEWORX	SMYRNA, GA	-2 lap(s)
10	18	STEIN Dakota	EDGE CYCLING	BREINIGSVILLE, PA	-2 lap(s)
11	31	HERSAM Donald	TERUN ELITE	SANTA CLARA, CA	-2 lap(s)
12	21	PAK Justin	STAR TRACK	FLUSHING, NY	-2 lap(s)
13	26	SIMS Patton	STAR TRACK	STERLINGTON, LA	-2 lap(s)
14	4	BAKER Carsten	VELO TRACK CYCLING P/B FATC	DANVILLE, CA	-3 lap(s)
<b>DNF</b>	47	HAGGARD Max	WATER LINE RACING	SAN DIEGO, CA	-4 lap(s)
<b>DNF</b>	13	WHITMORE Mark	OKAY CC	CHICAGO, IL	-5 lap(s)
<b>DNF</b>	44	GUZIK Christopher	RED PELOTON	SUNNYVALE, CA	-5 lap(s)
<b>DNF</b>	46	DAVIDSON Chants	MACC RACING	ATLANTA, GA	-5 lap(s)
<b>DNF</b>	51	HUANG Kevin	TEAM VELOZ	CHICAGO, IL	-5 lap(s)
<b>DNF</b>	57	BONILLA Christopher	TMB DEVELOPMENT P/B EQUATOR COFFEES	SAN JOSE, CA	-5 lap(s)

Generated: 2024-07-12 20:06:32

Timing & Results by One2Go Event Services



# ELITE & PARA-CYCLING TRACK

## NATIONAL CHAMPIONSHIPS

JULY 10-14, 2024 | CARSON, CA



### Start List

#### Women Scratch Race Final - 10km - 40 Laps

Communique #4.9

Number of Riders: 23

Bib	Name	Team	From
<b>Starting on the Blue Band</b>			
118	BATES Hayley	CHAMPION FACTORY	PASADENA, CA
101	PATRICK Chloe	CYNISCA CYCLING	CARSON, CA
103	RUTECKI Julianna	BIKE WORKS P/B FRED BEANS	WEST CHESTER, PA
107	ZUBRIS Kimberly	BIKE WORKS P/B FRED BEANS	ALBURTIS, PA
112	KUDLATA Claire	MONARCH RACING	WHITEFISH BAY, WI
126	SCHWAB Missy	ERO SPORTS	BARTO, PA
128	JAMES Morgan	VELO CLUB LA GRANGE	LONG BEACH, CA
119	DEYE Mia	STAR TRACK	GEIGERTOWN, PA
134	SNIEDERS Monique	VELO CLUB LA GRANGE	MISSION VIEJO, CA
137	ADEJUMO Hollie	LEXUS VELODROME / DETROIT MAVERICKS	YPSILANTI, MI
117	GONZALEZ Amanda		FARMINGTON, MI
<b>Starting on the Railing</b>			
129	GULICK Colleen	TEAM SKYLINE - CADENCE	LONG BEACH, CA
102	STEVENSON Elizabeth	MAD TRACK CYCLING / LEXUS VELODROME DETROIT	ROCHESTER HILLS, MI
104	BORDEN Chelsea	PROJEKT	BUFFALO, NY
105	PATTISHALL Reagen	EDGE CYCLING	BREINGSVILLE, PA
111	WELLS Mackenzie	SHADOW CYCLING COLLECTIVE	BROOKLYN, NY
113	SPERANZA Lucy	EDGE CYCLING	CENTER VALLEY, PA
114	AXELL Marissa	REVOLUTION RACING TEAM	EL CERRITO, CA
127	LAWRENCE Stephanie	STAR TRACK	COLORADO SPRINGS, CO
123	KENDALL Kat	IRONFLY/ICADEMY JUNIOR DEVELOPMENT	MANHATTAN BEACH, CA
135	VOTAVA Candice	PHILLY BIKE EXPO	PHILADELPHIA, PA
197	MORELLI Shawn	DNA CYCLING	LEAVENWORTH, KS
138	PARK Victoria		BELLEVUE, WA

Generated: 2024-07-11 18:24:20





# ELITE & PARA-CYCLING TRACK

## NATIONAL CHAMPIONSHIPS

JULY 10-14, 2024 | CARSON, CA



### Official Results

#### Women Scratch Race Final - 10km - 40 Laps

Communique #4.8

Finish Time: 13:07

Speed: 45.7 km/h

Place	Bib	Name	Team	From	
<b>Gold</b>	101	PATRICK Chloe	CYNISCA CYCLING	CARSON, CA	
<b>Silver</b>	129	GULICK Colleen	TEAM SKYLINE - CADENCE	LONG BEACH, CA	
<b>Bronze</b>	107	ZUBRIS Kimberly	BIKE WORKS P/B FRED BEANS	ALBURTIS, PA	
4	105	PATTISHALL Reagen	EDGE CYCLING	BREINGSVILLE, PA	
5	127	LAWRENCE Stephanie	STAR TRACK	COLORADO SPRINGS, CO	
6	102	STEVENSON Elizabeth	MAD TRACK CYCLING / LEXUS VELODROME DETR	ROCHESTER HILLS, MI	
7	128	JAMES Morgan	VELO CLUB LA GRANGE	LONG BEACH, CA	
8	103	RUTECKI Julianna	BIKE WORKS P/B FRED BEANS	WEST CHESTER, PA	
9	134	SNIEDERS Monique	VELO CLUB LA GRANGE	MSSION VIEJO, CA	
10	138	PARK Victoria		BELLEVUE, WA	
11	118	BATES Hayley	CHAMPION FACTORY	PASADENA, CA	
12	113	SPERANZA Lucy	EDGE CYCLING	CENTER VALLEY, PA	
13	119	DEYE Mia	STAR TRACK	GEIGERTOWN, PA	
14	112	KUDLATA Claire	MONARCH RACING	WHITEFISH BAY, WI	
15	126	SCHWAB Missy	ERO SPORTS	BARTO, PA	
16	123	KENDALL Kat	IRONFLY/ICADEMY JUNIOR DEVELOPMENT	MANHATTAN BEACH, CA	
17	114	AXELL Marissa	REVOLUTION RACING TEAM	EL CERRITO, CA	
18	197	MORELLI Shawn	DNA CYCLING	LEAVENWORTH, KS	
19	111	WELLS Mackenzie	SHADOW CYCLING COLLECTIVE	BROOKLYN, NY	
20	135	VOTAVA Candice	PHILLY BIKE EXPO	PHILADELPHIA, PA	
21	137	ADEJUMO Hollie	LEXUS VELODROME / DETROIT MAVERICKS	YPSILANTI, MI	-1 lap(s)
22	117	GONZALEZ Amanda	MAD TRACK CYCLING / LEXUS VELODROME DETR	FARMINGTON, MI	-2 lap(s)
<b>DNS</b>	104	BORDEN Chelsea	PROJEKT	BUFFALO, NY	

Generated: 2024-07-12 19:22:48



# ELITE & PARA-CYCLING TRACK



NATIONAL CHAMPIONSHIPS  
JULY 10-14, 2024 | CARSON, CA

## Medal Ceremony

### Men Pursuit Final

Place	Bib	Name	Team	From
<b>Gold</b>	<b>1</b>	JOHNSON Anders	CHANEY WINDOWS AND DOORS	HUNTSVILLE, UT
<b>Silver</b>	<b>12</b>	GALLAGHER Merrick	JERRY BAKER JUNIORS	REDMOND, WA
<b>Bronze</b>	<b>47</b>	HAGGARD Max	WATER LINE RACING	SAN DIEGO, CA

### Women Pursuit Final

Place	Bib	Name	Team	From
<b>Gold</b>	<b>102</b>	STEVENSON Elizabeth	MAD TRACK CYCLING / LEXUS VELODROME DETR	ROCHESTER HILLS, MI
<b>Silver</b>	<b>105</b>	PATTISHALL Reagen	EDGE CYCLING	BREINIGSVILLE, PA
<b>Bronze</b>	<b>107</b>	ZUBRIS Kimberly	BIKE WORKS P/B FRED BEANS	ALBURTIS, PA

### Men Scratch Race Final

Place	Bib	Name	Team	From
<b>Gold</b>	<b>1</b>	JOHNSON Anders	CHANEY WINDOWS AND DOORS	HUNTSVILLE, UT
<b>Silver</b>	<b>8</b>	BREUER Daniel	CHANEY WINDOWS AND DOORS	ATLANTA, GA
<b>Bronze</b>	<b>3</b>	ABSHIRE Lance	CHANEY WINDOWS AND DOORS	BATON ROUGE, LA

### Women Scratch Race Final

Place	Bib	Name	Team	From
<b>Gold</b>	<b>101</b>	PATRICK Chloe	CYNISCA CYCLING	CARSON, CA
<b>Silver</b>	<b>129</b>	GULICK Colleen	TEAM SKYLINE - CADENCE	LONG BEACH, CA
<b>Bronze</b>	<b>107</b>	ZUBRIS Kimberly	BIKE WORKS P/B FRED BEANS	ALBURTIS, PA

## Para C4 Women Scratch Race Final

Place	Bib	Name	Team	From
<b>Gold</b>	<b>197</b>	MORELLI Shawn	DNA CYCLING	LEAVENWORTH, KS

Generated: 2024-07-13 08:43:50

Timing & Results by One2Go Event Services



# ELITE & PARA-CYCLING TRACK

## NATIONAL CHAMPIONSHIPS

JULY 10-14, 2024 | CARSON, CA



### Start List

#### Women Keirin Round 1 - 6 Laps

Communique #5.1

Qualification Rule: Top 3 riders advance to Final 1-6, next 3 advance to Final 7-12

Bib	Name	Team	From
<b>Heat 1</b>			
Number of Riders: 7			
106	MCKEE Mckenna	KIRK WHITEMAN COACHING	VANCOUVER, WA
108	WUNROW Jacqueline	PSIMET RACING	GLENDAL HEIGHTS, IL
111	WELLS Mackenzie	SHADOW CYCLING COLLECTIVE	BROOKLYN, NY
119	DEYE Mia	STAR TRACK	GEIGERTOWN, PA
126	SCHWAB Missy	ERO SPORTS	BARTO, PA
131	VERMA Divya	EDGE CYCLING	BREINIGSVILLE, PA
137	ADEJUMO Hollie	LEXUS VELODROME / DETROIT MAVERICKS	YPSILANTI, MI
<b>Heat 2</b>			
Number of Riders: 6			
115	ELLISON Jordan		SHERMAN OAKS, CA
116	HAYES Emily		YORK, SC
117	GONZALEZ Amanda	MAD TRACK CYCLING / LEXUS VELODROME DETR	FARMINGTON, MI
122	HANKINS Kayla	AMERICAN SPRINT CYCLING PROGRAM	SCOTTSDALE, AZ
127	LAWRENCE Stephanie	STAR TRACK	COLORADO SPRINGS, CO
130	FLANIGAN Annika	EDGE CYCLING	BETHLEHEM, PA

Generated: 2024-07-12 17:46:18

Timing & Results by One2Go Event Services



# ELITE & PARA-CYCLING TRACK

## NATIONAL CHAMPIONSHIPS

JULY 10-14, 2024 | CARSON, CA



### Official Results

#### Women Keirin Round 1 - 6 Laps

Communique #5.2

Qualification Rule: Top 3 riders advance to Final 1-6, next 3 advance to Final 7-12

Place	Bib	Name	Team	From	
<b>Heat 1</b>					
200m Time: 13.040				Speed: 55.215 km/h	
1	106	MCKEE Mckenna	KIRK WHITEMAN COACHING	VANCOUVER, WA	Q
2	119	DEYE Mia	STAR TRACK	GEIGERTOWN, PA	+0.567 Q
3	131	VERMA Divya	EDGE CYCLING	BREINIGSVILLE, PA	+0.590 Q
4	111	WELLS Mackenzie	SHADOW CYCLING COLLECTIVE	BROOKLYN, NY	+0.819
5	126	SCHWAB Missy	ERO SPORTS	BARTO, PA	+0.900
6	108	WUNROW Jacqueline	PSIMET RACING	GLENDALE HEIGHTS, IL	+2.056
7	137	ADEJUMO Hollie	LEXUS VELODROME / DETROIT MAVERICKS	YPSILANTI, MI	+8.614
<b>Heat 2</b>					
200m Time: 12.294				Speed: 58.565 km/h	
1	122	HANKINS Kayla	AMERICAN SPRINT CYCLING PROGRAM	SCOTTSDALE, AZ	Q
2	116	HAYES Emily		YORK, SC	+0.112 Q
3	127	LAWRENCE Stephanie	STAR TRACK	COLORADO SPRINGS, CO	+0.178 Q
4	115	ELLISON Jordan		SHERMAN OAKS, CA	+0.425
5	130	FLANIGAN Annika	EDGE CYCLING	BETHLEHEM, PA	+0.573
6	117	GONZALEZ Amanda	MAD TRACK CYCLING / LEXUS VELODROME DETR	FARMINGTON, MI	+1.654

Generated: 2024-07-13 09:10:34

Timing & Results by One2Go Event Services





# ELITE & PARA-CYCLING TRACK

## NATIONAL CHAMPIONSHIPS

JULY 10-14, 2024 | CARSON, CA



### Start List

#### Men Keirin Round 1 - 6 Laps

Communique #5.3

Qualification Rule: Top 3 riders advance to Final 1-6, next 3 advance to Final 7-12

Bib	Name	Team	From
<b>Heat 1</b>			
Number of Riders: 7			
11	KOLLER Finn	EDGE CYCLING	BETHLEHEM, PA
15	CHU Andrew	EDGE CYCLING	FLUSHING, NY
35	FORD Andrew		EL CERRITO, CA
37	BREWER Alex		LAKEWOOD, CA
39	BONILLA Louis	IRONFLY	LONG BEACH, CA
41	JAMESON Corey	WATER LINE RACING	SAN DIEGO, CA
53	WALTERS Dalton	UNATTACHED	LONG BEACH, CA
<b>Heat 2</b>			
Number of Riders: 7			
5	BOONE Evan	PERFORMANCE CYCLE COACHING	SIERRA VISTA, AZ
6	SIEGEL Alex	WATER LINE RACING	SEATTLE, WA
9	HAUCK Grayson	STAR TRACK	ALLENTOWN, PA
14	PAUL Wyatt	WATER LINE RACING	SEATTLE, WA
17	ROBERTS Nicholas	EDGE CYCLING	WHITEHALL, PA
20	MCDONALD Joshua	PERFORMANCE CYCLE COACHING	WALNUT CREEK, CA
23	TANG Geneway	EDGE CYCLING	NEW YORK, NY

Generated: 2024-07-12 17:46:27

Timing & Results by One2Go Event Services



# ELITE & PARA-CYCLING TRACK

NATIONAL CHAMPIONSHIPS  
JULY 10-14, 2024 | CARSON, CA



## Official Results

### Men Keirin Round 1 - 6 Laps

Communique #5.4

Qualification Rule: Top 3 riders advance to Final 1-6, next 3 advance to Final 7-12

Place	Bib	Name	Team	From	
<b>Heat 1</b>					
200m Time: 11.258			Speed: 63.955 km/h		
1	15	CHU Andrew	EDGE CYCLING	FLUSHING, NY	Q
2	41	JAMESON Corey	WATER LINE RACING	SAN DIEGO, CA	+0.056 Q
3	39	BONILLA Louis	IRONFLY	LONG BEACH, CA	+0.115 Q
4	11	KOLLER Finn	EDGE CYCLING	BETHLEHEM, PA	+0.199
5	53	WALTERS Dalton	UNATTACHED	LONG BEACH, CA	+0.270
6	35	FORD Andrew		EL CERRITO, CA	+0.676
7	37	BREWER Alex		LAKEWOOD, CA	+0.767
<b>Heat 2</b>					
200m Time: 11.113			Speed: 64.789 km/h		
1	5	BOONE Evan	PERFORMANCE CYCLE COACHING	SIERRA VISTA, AZ	Q
2	14	PAUL Wyatt	WATER LINE RACING	SEATTLE, WA	+0.043 Q
3	17	ROBERTS Nicholas	EDGE CYCLING	WHITEHALL, PA	+0.231 Q
4	23	TANG Geneway	EDGE CYCLING	NEW YORK, NY	+0.265
5	20	MCDONALD Joshua	PERFORMANCE CYCLE COACHING	WALNUT CREEK, CA	+0.267
6	6	SIEGEL Alex	WATER LINE RACING	SEATTLE, WA	+1.698
7	9	HAUCK Grayson	STAR TRACK	ALLENTOWN, PA	+7.463

Generated: 2024-07-13 09:21:56

Timing & Results by One2Go Event Services



# ELITE & PARA-CYCLING TRACK

## NATIONAL CHAMPIONSHIPS

JULY 10-14, 2024 | CARSON, CA



### Start List

#### Men Elimination Race Final

Communique #5.5

Number of Riders: 9

Bib	Name	Team	From
<b>Starting on the Blue Band</b>			
3	ABSHIRE Lance	CHANEY WINDOWS AND DOORS	BATON ROUGE, LA
18	STEIN Dakota	EDGE CYCLING	BREINGSVILLE, PA
4	BAKER Carsten	VELO TRACK CYCLING P/B FATC	DANVILLE, CA
44	GUZIK Christopher	RED PELOTON	SUNNYVALE, CA
<b>Starting on the Railing</b>			
19	DOMONOSKE David	ALTO VELO	PALO ALTO, CA
10	BOWIE John	WATER LINE RACING	BELLINGHAM, WA
21	PAK Justin	STAR TRACK	FLUSHING, NY
13	WHITMORE Mark	OKAY CC	CHICAGO, IL
25	WATKINS Michael	JACOMO RACING P/B MINSKY'S PIZZA	ERIE, CO

Generated: 2024-07-12 17:46:29

Timing & Results by One2Go Event Services



# ELITE & PARA-CYCLING TRACK

## NATIONAL CHAMPIONSHIPS

JULY 10-14, 2024 | CARSON, CA



### Official Results

#### Men Elimination Race Final

Communique #5.6

Finish Time: 6:48

Place	Bib	Name	Team	From
<b>Gold</b>	<b>10</b>	BOWIE John	WATER LINE RACING	BELLINGHAM, WA
<b>Silver</b>	<b>3</b>	ABSHIRE Lance	CHANEY WINDOWS AND DOORS	BATON ROUGE, LA
<b>Bronze</b>	<b>25</b>	WATKINS Michael	JACOMO RACING P/B MINSKY'S PIZZA	ERIE, CO
<b>4</b>	<b>4</b>	BAKER Carsten	VELO TRACK CYCLING P/B FATC	DANVILLE, CA
<b>5</b>	<b>19</b>	DOMONOSKE David	ALTO VELO	PALO ALTO, CA
<b>6</b>	<b>44</b>	GUZIK Christopher	RED PELOTON	SUNNYVALE, CA
<b>7</b>	<b>13</b>	WHITMORE Mark	OKAY CC	CHICAGO, IL
<b>8</b>	<b>18</b>	STEIN Dakota	EDGE CYCLING	BREINIGSVILLE, PA
<b>9</b>	<b>21</b>	PAK Justin	STAR TRACK	FLUSHING, NY

Generated: 2024-07-13 09:34:30

Timing & Results by One2Go Event Services



# ELITE & PARA-CYCLING TRACK

## NATIONAL CHAMPIONSHIPS

JULY 10-14, 2024 | CARSON, CA



### Start List

#### Women Elimination Race Final

Communique #5.7

Number of Riders: 14

Bib	Name	Team	From
<b>Starting on the Blue Band</b>			
107	ZUBRIS Kimberly	BIKE WORKS P/B FRED BEANS	ALBURTIS, PA
112	KUDLATA Claire	MONARCH RACING	WHITEFISH BAY, WI
129	GULICK Colleen	TEAM SKYLINE - CADENCE	LONG BEACH, CA
105	PATTISHALL Reagen	EDGE CYCLING	BREINIGSVILLE, PA
135	VOTAVA Candice	PHILLY BIKE EXPO	PHILADELPHIA, PA
123	KENDALL Kat	IRONFLY/ICADEMY JUNIOR DEVELOPMENT	MANHATTAN BEACH, CA
137	ADEJUMO Hollie	LEXUS VELODROME / DETROIT MAVERICKS	YPSILANTI, MI
<b>Starting on the Railing</b>			
101	PATRICK Chloe	CYNISCA CYCLING	CARSON, CA
128	JAMES Morgan	VELO CLUB LA GRANGE	LONG BEACH, CA
102	STEVENSON Elizabeth	MAD TRACK CYCLING / LEXUS VELODROME DETROIT	ROCHESTER HILLS, MI
103	RUTECKI Julianna	BIKE WORKS P/B FRED BEANS	WEST CHESTER, PA
104	BORDEN Chelsea	PROJEKT	BUFFALO, NY
117	GONZALEZ Amanda	MAD TRACK CYCLING / LEXUS VELODROME DETROIT	FARMINGTON, MI
134	SNIEDERS Monique	VELO CLUB LA GRANGE	MISSION VIEJO, CA

Generated: 2024-07-12 17:46:31

Timing & Results by One2Go Event Services



# ELITE & PARA-CYCLING TRACK

## NATIONAL CHAMPIONSHIPS

JULY 10-14, 2024 | CARSON, CA



### Official Results

#### Women Elimination Race Final

Communique #5.8

Finish Time: 8:13

Place	Bib	Name	Team	From
<b>Gold</b>	107	ZUBRIS Kimberly	BIKE WORKS P/B FRED BEANS	ALBURTIS, PA
<b>Silver</b>	129	GULICK Colleen	TEAM SKYLINE - CADENCE	LONG BEACH, CA
<b>Bronze</b>	101	PATRICK Chloe	CYNISCA CYCLING	CARSON, CA
4	103	RUTECKI Julianna	BIKE WORKS P/B FRED BEANS	WEST CHESTER, PA
5	102	STEVENSON Elizabeth	MAD TRACK CYCLING / LEXUS VELODROME DETR	ROCHESTER HILLS, MI
6	112	KUDLATA Claire	MONARCH RACING	WHITEFISH BAY, WI
7	128	JAMES Morgan	VELO CLUB LA GRANGE	LONG BEACH, CA
8	134	SNIEDERS Monique	VELO CLUB LA GRANGE	MISSION VIEJO, CA
9	135	VOTAVA Candice	PHILLY BIKE EXPO	PHILADELPHIA, PA
10	117	GONZALEZ Amanda	MAD TRACK CYCLING / LEXUS VELODROME DETR	FARMINGTON, MI
11	123	KENDALL Kat	IRONFLY/ICADEMY JUNIOR DEVELOPMENT	MANHATTAN BEACH, CA
12	105	PATTISHALL Reagen	EDGE CYCLING	BREINIGSVILLE, PA
13	137	ADEJUMO Hollie	LEXUS VELODROME / DETROIT MAVERICKS	YPSILANTI, MI
<b>DNS</b>	104	BORDEN Chelsea	PROJEKT	BUFFALO, NY

Generated: 2024-07-13 09:59:20

Timing & Results by One2Go Event Services



# ELITE & PARA-CYCLING TRACK

NATIONAL CHAMPIONSHIPS  
JULY 10–14, 2024 | CARSON, CA



## Medal Ceremony

### Men Elimination Race Final

Place	Bib	Name	Team	From
<b>Gold</b>	10	BOWIE John	WATER LINE RACING	BELLINGHAM, WA
<b>Silver</b>	3	ABSHIRE Lance	CHANEY WINDOWS AND DOORS	BATON ROUGE, LA
<b>Bronze</b>	25	WATKINS Michael	JACOMO RACING P/B MINSKY'S PIZZA	ERIE, CO

Generated: 2024-07-13 09:53:16

Timing & Results by One2Go Event Services



# ELITE & PARA-CYCLING TRACK

NATIONAL CHAMPIONSHIPS  
JULY 10-14, 2024 | CARSON, CA



## Start List

### Women Points Race Final - 25km - 100 Laps

Communique #6.1

Number of Riders: 13

Bib	Name	Team	From
<b>Starting on the Blue Band</b>			
104	BORDEN Chelsea	PROJEKT	BUFFALO, NY
102	STEVENSON Elizabeth	MAD TRACK CYCLING / LEXUS VELODROME DETROIT	ROCHESTER HILLS, MI
103	RUTECKI Julianna	BIKE WORKS P/B FRED BEANS	WEST CHESTER, PA
134	SNIEDERS Monique	VELO CLUB LA GRANGE	MISSION VIEJO, CA
135	VOTAVA Candice	PHILLY BIKE EXPO	PHILADELPHIA, PA
138	PARK Victoria		BELLEVUE, WA
<b>Starting on the Railing</b>			
101	PATRICK Chloe	CYNISCA CYCLING	CARSON, CA
107	ZUBRIS Kimberly	BIKE WORKS P/B FRED BEANS	ALBURTIS, PA
105	PATTISHALL Reagen	EDGE CYCLING	BREINGSVILLE, PA
113	SPERANZA Lucy	EDGE CYCLING	CENTER VALLEY, PA
112	KUDLATA Claire	MONARCH RACING	WHITEFISH BAY, WI
123	KENDALL Kat	IRONFLY/ICADEMY JUNIOR DEVELOPMENT	MANHATTAN BEACH, CA
137	ADEJUMO Hollie	LEXUS VELODROME / DETROIT MAVERICKS	YPSILANTI, MI

Generated: 2024-07-12 17:58:52

Timing & Results by One2Go Event Services





# ELITE & PARA-CYCLING TRACK

## NATIONAL CHAMPIONSHIPS

JULY 10-14, 2024 | CARSON, CA



### Official Results

#### Women Points Race Final - 25km - 100 Laps

Communique #6.2

Finish Time: 37:05

Speed: 40.4 km/h

Place	Bib	Name	Team	Sprint Number										Finish Order	Lap Points	Total Points
				1	2	3	4	5	6	7	8	9	10			
Gold	107	ZUBRIS Kimberly	BIKE WORKS P/B FRED BEANS	2		5	5	5	3	2	5	1	10	1	0	38
Silver	101	PATRICK Chloe	CYNISCA CYCLING	5	2	2	2	3	5	5	2	2	6	2	0	34
Bronze	102	STEVENSON Elizabeth	MAD TRACK CYCLING / LEXUS VELODROME DETR	3	3	1	1	2	2	3	1	3	4	3	0	23
4	105	PATTISHALL Reagen	EDGE CYCLING	1	5	3	3	1	1	1	3	5		6	0	23
5	138	PARK Victoria											2	4	0	2
6	103	RUTECKI Julianna	BIKE WORKS P/B FRED BEANS		1									5	0	1
7	113	SPERANZA Lucy	EDGE CYCLING											7	0	0
DNF	135	VOTAVA Candice	PHILLY BIKE EXPO													
DNF	137	ADEJUMO Hollie	LEXUS VELODROME / DETROIT MAVERICKS													
DNS	104	BORDEN Chelsea	PROJEKT													
DNS	112	KUDLATA Claire	MONARCH RACING													
DNS	123	KENDALL Kat	IRONFLY/ICADEMY JUNIOR DEVELOPMENT													
DNS	134	SNIEDERS Monique	VELO CLUB LA GRANGE													

Generated: 2024-07-13 20:12:27



# ELITE & PARA-CYCLING TRACK

## NATIONAL CHAMPIONSHIPS

JULY 10-14, 2024 | CARSON, CA



### Start List

#### Women Keirin 7-12 Final - 6 Laps

Communique #6.3

Bib	Name	Team	From
<b>Final 7-12</b>			
Number of Riders: 6			
108	WUNROW Jacqueline	PSIMET RACING	GLENDALE HEIGHTS, IL
111	WELLS Mackenzie	SHADOW CYCLING COLLECTIVE	BROOKLYN, NY
115	ELLISON Jordan		SHERMAN OAKS, CA
117	GONZALEZ Amanda	MAD TRACK CYCLING / LEXUS VELODROME DETR	FARMINGTON, MI
126	SCHWAB Missy	ERO SPORTS	BARTO, PA
130	FLANIGAN Annika	EDGE CYCLING	BETHLEHEM, PA

Generated: 2024-07-13 09:11:22

Timing & Results by One2Go Event Services



# ELITE & PARA-CYCLING TRACK

## NATIONAL CHAMPIONSHIPS

JULY 10-14, 2024 | CARSON, CA



### Official Results

#### Women Keirin 7-12 Final - 6 Laps

Communique #6.4

Place	Bib	Name	Team	From	
<b>Final 7-12</b>					
200m Time: 13.451				Speed: 53.528 km/h	
1	126	SCHWAB Missy	ERO SPORTS	BARTO, PA	
2	130	FLANIGAN Annika	EDGE CYCLING	BETHLEHEM, PA	+0.399
3	115	ELLISON Jordan		SHERMAN OAKS, CA	+0.589
4	108	WUNROW Jacqueline	PSIMET RACING	GLENDALE HEIGHTS, IL	+1.141
5	111	WELLS Mackenzie	SHADOW CYCLING COLLECTIVE	BROOKLYN, NY	+1.157
6	117	GONZALEZ Amanda	MAD TRACK CYCLING / LEXUS VELODROME DETR	FARMINGTON, MI	+1.647

Generated: 2024-07-13 18:47:55

Timing & Results by One2Go Event Services



# ELITE & PARA-CYCLING TRACK

## NATIONAL CHAMPIONSHIPS

JULY 10-14, 2024 | CARSON, CA



### Start List

#### Men Keirin 7-12 Final - 6 Laps

Communique #6.5

Bib	Name	Team	From
<b>Final 7-12</b>			
Number of Riders: 6			
6	SIEGEL Alex	WATER LINE RACING	SEATTLE, WA
11	KOLLER Finn	EDGE CYCLING	BETHLEHEM, PA
20	MCDONALD Joshua	PERFORMANCE CYCLE COACHING	WALNUT CREEK, CA
23	TANG Geneway	EDGE CYCLING	NEW YORK, NY
35	FORD Andrew		EL CERRITO, CA
53	WALTERS Dalton	UNATTACHED	LONG BEACH, CA

Generated: 2024-07-13 09:20:43

Timing & Results by One2Go Event Services



# ELITE & PARA-CYCLING TRACK

NATIONAL CHAMPIONSHIPS  
JULY 10-14, 2024 | CARSON, CA



## Official Results

### Men Keirin 7-12 Final - 6 Laps

Communique #6.6

Place	Bib	Name	Team	From	
<b>Final 7-12</b>					
200m Time: 11.185				Speed: 64.372 km/h	
1	53	WALTERS Dalton	UNATTACHED	LONG BEACH, CA	
2	6	SIEGEL Alex	WATER LINE RACING	SEATTLE, WA	+0.823
3	20	MCDONALD Joshua	PERFORMANCE CYCLE COACHING	WALNUT CREEK, CA	+0.916
4	11	KOLLER Finn	EDGE CYCLING	BETHLEHEM, PA	+1.462
5	35	FORD Andrew		EL CERRITO, CA	+1.491
DNS	23	TANG Geneway	EDGE CYCLING	NEW YORK, NY	

Generated: 2024-07-13 20:02:26

Timing & Results by One2Go Event Services



# ELITE & PARA-CYCLING TRACK

NATIONAL CHAMPIONSHIPS  
JULY 10-14, 2024 | CARSON, CA



## Start List

### Men Points Race Final - 40km - 160 Laps

Communique #6.7

Number of Riders: 16

Bib	Name	Team	From
<b>Starting on the Blue Band</b>			
3	ABSHIRE Lance	CHANEY WINDOWS AND DOORS	BATON ROUGE, LA
8	BREUER Daniel	CHANEY WINDOWS AND DOORS	ATLANTA, GA
50	GREEN Bradley	STAR TRACK	SCHNECKSVILLE, PA
47	HAGGARD Max	WATER LINE RACING	SAN DIEGO, CA
51	HUANG Kevin	TEAM VELOZ	CHICAGO, IL
49	COOK Codey		COLORADO SPRINGS, CO
31	HERSAM Donald	TERUN ELITE	SANTA CLARA, CA
<b>Starting on the Railing</b>			
1	JOHNSON Anders	CHANEY WINDOWS AND DOORS	HUNTSVILLE, UT
26	SIMS Patton	STAR TRACK	STERLINGTON, LA
19	DOMONOSKE David	ALTO VELO	PALO ALTO, CA
4	BAKER Carsten	VELO TRACK CYCLING P/B FATC	DANVILLE, CA
10	BOWIE John	WATER LINE RACING	BELLINGHAM, WA
13	WHITMORE Mark	OKAY CC	CHICAGO, IL
18	STEIN Dakota	EDGE CYCLING	BREINIGSVILLE, PA
25	WATKINS Michael	JACOMO RACING P/B MINSKY'S PIZZA	ERIE, CO
27	TERRELL John		CONVERSE, TX

Generated: 2024-07-13 18:56:05

Timing & Results by One2Go Event Services



Place	Bib	Name	Team	Sprint Number																Finish Order	Lap Points	Total Points				
				1	2	3	4	5	6	7	8	9	10	11	12	13	14	15	16							
DNF	51	HUANG Kevin	TEAM VELOZ																							

Generated: 2024-07-13 20:12:14

Timing & Results by One2Go Event Services





# ELITE & PARA-CYCLING TRACK

## NATIONAL CHAMPIONSHIPS

JULY 10-14, 2024 | CARSON, CA



### Start List

#### Women Keirin 1-6 Final - 6 Laps

Communique #6.9

Bib	Name	Team	From
<b>Final 1-6</b>			
Number of Riders: 6			
106	MCKEE Mckenna	KIRK WHITEMAN COACHING	VANCOUVER, WA
116	HAYES Emily		YORK, SC
119	DEYE Mia	STAR TRACK	GEIGERTOWN, PA
122	HANKINS Kayla	AMERICAN SPRINT CYCLING PROGRAM	SCOTTSDALE, AZ
127	LAWRENCE Stephanie	STAR TRACK	COLORADO SPRINGS, CO
131	VERMA Divya	EDGE CYCLING	BREINIGSVILLE, PA

Generated: 2024-07-13 09:11:26

Timing & Results by One2Go Event Services



# ELITE & PARA-CYCLING TRACK

## NATIONAL CHAMPIONSHIPS

JULY 10-14, 2024 | CARSON, CA



### Official Results

#### Women Keirin 1-6 Final - 6 Laps

Communique #6.10

Place	Bib	Name	Team	From	
<b>Final 1-6</b>					
200m Time: 12.522				Speed: 57.499 km/h	
1	106	MCKEE Mckenna	KIRK WHITEMAN COACHING	VANCOUVER, WA	
2	119	DEYE Mia	STAR TRACK	GEIGERTOWN, PA	+0.144
3	116	HAYES Emily		YORK, SC	+0.176
4	122	HANKINS Kayla	AMERICAN SPRINT CYCLING PROGRAM	SCOTTSDALE, AZ	+0.274
5	131	VERMA Divya	EDGE CYCLING	BREINGSVILLE, PA	+0.353
6	127	LAWRENCE Stephanie	STAR TRACK	COLORADO SPRINGS, CO	+0.801

Generated: 2024-07-13 19:52:47

Timing & Results by One2Go Event Services



# ELITE & PARA-CYCLING TRACK

## NATIONAL CHAMPIONSHIPS

JULY 10–14, 2024 | CARSON, CA



### Official Results

#### Women Keirin Final Classification

Communique #6.10.1

Place	Bib	Name	Team	From
<b>Gold</b>	106	MCKEE Mckenna	KIRK WHITEMAN COACHING	VANCOUVER, WA
<b>Silver</b>	119	DEYE Mia	STAR TRACK	GEIGERTOWN, PA
<b>Bronze</b>	116	HAYES Emily		YORK, SC
4	122	HANKINS Kayla	AMERICAN SPRINT CYCLING PROGRAM	SCOTTSDALE, AZ
5	131	VERMA Divya	EDGE CYCLING	BREINIGSVILLE, PA
6	127	LAWRENCE Stephanie	STAR TRACK	COLORADO SPRINGS, CO
7	126	SCHWAB Missy	ERO SPORTS	BARTO, PA
8	130	FLANIGAN Annika	EDGE CYCLING	BETHLEHEM, PA
9	115	ELLISON Jordan		SHERMAN OAKS, CA
10	108	WUNROW Jacqueline	PSIMET RACING	GLENDALE HEIGHTS, IL
11	111	WELLS Mackenzie	SHADOW CYCLING COLLECTIVE	BROOKLYN, NY
12	117	GONZALEZ Amanda	MAD TRACK CYCLING / LEXUS VELODROME DETR	FARMINGTON, MI
13	137	ADEJUMO Hollie	LEXUS VELODROME / DETROIT MAVERICKS	YPSILANTI, MI

Generated: 2024-07-13 19:52:50

Timing & Results by One2Go Event Services



# ELITE & PARA-CYCLING TRACK

## NATIONAL CHAMPIONSHIPS

JULY 10-14, 2024 | CARSON, CA



### Start List

#### Men Keirin 1-6 Final - 6 Laps

Communique #6.11

Bib	Name	Team	From
<b>Final 1-6</b>			
Number of Riders: 6			
5	BOONE Evan	PERFORMANCE CYCLE COACHING	SIERRA VISTA, AZ
14	PAUL Wyatt	WATER LINE RACING	SEATTLE, WA
15	CHU Andrew	EDGE CYCLING	FLUSHING, NY
17	ROBERTS Nicholas	EDGE CYCLING	WHITEHALL, PA
39	BONILLA Louis	IRONFLY	LONG BEACH, CA
41	JAMESON Corey	WATER LINE RACING	SAN DIEGO, CA

Generated: 2024-07-13 09:20:47

Timing & Results by One2Go Event Services



# ELITE & PARA-CYCLING TRACK

## NATIONAL CHAMPIONSHIPS

JULY 10-14, 2024 | CARSON, CA



### Official Results

#### Men Keirin 1-6 Final - 6 Laps

Communique #6.12

Place	Bib	Name	Team	From	
<b>Final 1-6</b>					
200m Time: 11.077				Speed: 65.000 km/h	
1	5	BOONE Evan	PERFORMANCE CYCLE COACHING	SIERRA VISTA, AZ	
2	15	CHU Andrew	EDGE CYCLING	FLUSHING, NY	+0.116
3	41	JAMESON Corey	WATER LINE RACING	SAN DIEGO, CA	+0.310
4	14	PAUL Wyatt	WATER LINE RACING	SEATTLE, WA	+0.327
5	39	BONILLA Louis	IRONFLY	LONG BEACH, CA	+0.429
6	17	ROBERTS Nicholas	EDGE CYCLING	WHITEHALL, PA	+0.529

Generated: 2024-07-13 20:02:31

Timing & Results by One2Go Event Services



# ELITE & PARA-CYCLING TRACK

## NATIONAL CHAMPIONSHIPS

JULY 10-14, 2024 | CARSON, CA



### Official Results

#### Men Keirin Final Classification

Communique #6.12.1

Place	Bib	Name	Team	From
<b>Gold</b>	5	BOONE Evan	PERFORMANCE CYCLE COACHING	SIERRA VISTA, AZ
<b>Silver</b>	15	CHU Andrew	EDGE CYCLING	FLUSHING, NY
<b>Bronze</b>	41	JAMESON Corey	WATER LINE RACING	SAN DIEGO, CA
4	14	PAUL Wyatt	WATER LINE RACING	SEATTLE, WA
5	39	BONILLA Louis	IRONFLY	LONG BEACH, CA
6	17	ROBERTS Nicholas	EDGE CYCLING	WHITEHALL, PA
7	53	WALTERS Dalton	UNATTACHED	LONG BEACH, CA
8	6	SIEGEL Alex	WATER LINE RACING	SEATTLE, WA
9	20	MCDONALD Joshua	PERFORMANCE CYCLE COACHING	WALNUT CREEK, CA
10	11	KOLLER Finn	EDGE CYCLING	BETHLEHEM, PA
11	35	FORD Andrew		EL CERRITO, CA
<b>DNS</b>	23	TANG Geneway	EDGE CYCLING	NEW YORK, NY
13	37	BREWER Alex		LAKEWOOD, CA
13	9	HAUCK Grayson	STAR TRACK	ALLENTOWN, PA

Generated: 2024-07-13 20:53:04

Timing & Results by One2Go Event Services



# ELITE & PARA-CYCLING TRACK

## NATIONAL CHAMPIONSHIPS

JULY 10-14, 2024 | CARSON, CA



### Medal Ceremony

#### Women Points Race Final

Place	Bib	Name	Team	From
<b>Gold</b>	107	ZUBRIS Kimberly	BIKE WORKS P/B FRED BEANS	ALBURTIS, PA
<b>Silver</b>	101	PATRICK Chloe	CYNISCA CYCLING	CARSON, CA
<b>Bronze</b>	102	STEVENSON Elizabeth	MAD TRACK CYCLING / LEXUS VELODROME DETR	ROCHESTER HILLS, MI

#### Men Points Race Final

Place	Bib	Name	Team	From
<b>Gold</b>	1	JOHNSON Anders	CHANEY WINDOWS AND DOORS	HUNTSVILLE, UT
<b>Silver</b>	3	ABSHIRE Lance	CHANEY WINDOWS AND DOORS	BATON ROUGE, LA
<b>Bronze</b>	50	GREEN Bradley	STAR TRACK	SCHNECKSVILLE, PA

#### Women Keirin Final

Place	Bib	Name	Team	From
<b>Gold</b>	106	MCKEE Mckenna	KIRK WHITEMAN COACHING	VANCOUVER, WA
<b>Silver</b>	119	DEYE Mia	STAR TRACK	GEIGERTOWN, PA
<b>Bronze</b>	116	HAYES Emily		YORK, SC

#### Men Keirin Final

Place	Bib	Name	Team	From
<b>Gold</b>	5	BOONE Evan	PERFORMANCE CYCLE COACHING	SIERRA VISTA, AZ
<b>Silver</b>	15	CHU Andrew	EDGE CYCLING	FLUSHING, NY
<b>Bronze</b>	41	JAMESON Corey	WATER LINE RACING	SAN DIEGO, CA

Timing & Results by One2Go Event Services





# ELITE & PARA-CYCLING TRACK

## NATIONAL CHAMPIONSHIPS

JULY 10-14, 2024 | CARSON, CA



### Start List

#### Women Team Pursuit Qualifying - 4km - 16 Laps

Communique #7.1

World Record	4:04.242	GERMANY GER	Tokyo JPN	3 AUG 2021
American Record	4:11.229	DYGERT/VALENTE/WHITE/WILLIAMS USA	Berlin GER	26 FEB 2020

Qualification Rule: The fastest two teams race for 1st and 2nd. Others will be ranked by Qualification time

First team listed starts on the home straight

	Bib	Team	From
Heat 1	<b>902</b>	20 MINUTES TO GO 110 MATTSON Megan 111 WELLS Mackenzie 115 ELLISON Jordan 120 HAMILTON Catherine	
Heat 2	<b>901</b>	TEAM LAST MINUTE 103 RUTECKI Julianna 117 GONZALEZ Amanda 123 KENDALL Kat 135 VOTAVA Candice	
Heat 3	<b>900</b>	LOCAL LEGENDS 101 PATRICK Chloe 118 BATES Hayley 128 JAMES Morgan 129 GULICK Colleen	

Generated: 2024-07-13 18:03:14



# ELITE & PARA-CYCLING TRACK

## NATIONAL CHAMPIONSHIPS

JULY 10-14, 2024 | CARSON, CA



### Official Results

#### Women Team Pursuit Qualifying - 4km - 16 Laps

Communique #7.2

World Record	4:04.242	GERMANY GER	Tokyo JPN	3 AUG 2021
American Record	4:11.229	DYGERT/VALENTE/WHITE/WILLIAMS USA	Berlin GER	26 FEB 2020

Qualification Rule: The fastest two teams race for 1st and 2nd. Others will be ranked by Qualification time

Place	Bib	Team	1km	2km	3km	Time	km/h
1	900	<b>LOCAL LEGENDS</b> 101 PATRICK Chloe 128 JAMES Morgan 118 BATES Hayley 129 GULICK Colleen	1:16.403 (1)	2:27.875 (1) 1:11.471 (1)	3:40.425 (1) 1:12.549 (1)	<b>4:51.454</b> 1:11.028 (1)	49.407 <b>Q</b>
2	901	<b>TEAM LAST MINUTE</b> 117 GONZALEZ Amanda 123 KENDALL Kat 103 RUTECKI Julianna 135 VOTAVA Candice	1:21.976 (2)	2:41.920 (2) 1:19.943 (2)	4:02.800 (2) 1:20.880 (2)	<b>5:24.599</b> 1:21.798 (2)	44.362 <b>Q</b> +33.145
3	902	<b>20 MINUTES TO GO</b> 111 WELLS Mackenzie 110 MATTSON Megan 120 HAMILTON Catherine 115 ELLISON Jordan	1:35.913 (3)	3:11.569 (3) 1:35.655 (3)	4:48.912 (3) 1:37.343 (3)	<b>6:26.547</b> 1:37.634 (3)	37.253 +1:35.093

Generated: 2024-07-14 09:21:46

Timing & Results by One2Go Event Services



# ELITE & PARA-CYCLING TRACK

## NATIONAL CHAMPIONSHIPS

JULY 10-14, 2024 | CARSON, CA



### Detailed Rider Data

#### Women Team Pursuit Qualifying - 4km - 16 Laps

Communique #7.2.Audit

#### Heat 1

902 - 20 MINUTES TO GO

Dist	Time	Rk	Lap	Rk	Sect	Rk
125	13.900	1			13.900	1
250-1	24.251	2	24.251	2	10.351	3
375	36.215	3			11.963	3
500-2	48.276	3	24.024	3	12.061	3
625	1:00.353	3			12.077	3
750-3	1:12.518	3	24.242	3	12.165	3
875	1:24.320	3			11.801	3
1000-4	1:35.913	3	23.394	3	11.593	3
1125	1:47.781	3			11.867	3
1250-5	1:59.708	3	23.794	3	11.926	3
1375	2:12.057	3			12.349	3
1500-6	2:23.992	3	24.284	3	11.935	3
1625	2:36.159	3			12.166	3
1750-7	2:48.326	3	24.333	3	12.167	3
1875	3:00.194	3			11.867	3
2000-8	3:11.569	3	23.242	3	11.375	3
2125	3:23.867	3			12.297	3
2250-9	3:35.914	3	24.345	3	12.047	3
2375	3:48.339	3			12.424	3
2500-10	4:00.139	3	24.225	3	11.800	3
2625	4:12.351	3			12.212	3
2750-11	4:24.682	3	24.543	3	12.331	3
2875	4:36.964	3			12.281	3
3000-12	4:48.912	3	24.230	3	11.948	3
3125	5:01.049	3			12.136	3
3250-13	5:13.298	3	24.385	3	12.249	3
3375	5:25.445	3			12.147	3
3500-14	5:37.826	3	24.528	3	12.380	3
3625	5:50.636	3			12.810	3
3750-15	6:03.008	3	25.181	3	12.371	3
3875	6:14.876	3			11.868	3
4000-16	6:26.547	3	23.539	3	11.670	3

#### Heat 2

## 901 - TEAM LAST MINUTE

Dist	Time	Rk	Lap	Rk	Sect	Rk
125	15.184	3			15.184	3
250-1	24.670	3	24.670	3	9.486	2
375	33.935	2			9.265	2
500-2	43.232	2	18.562	2	9.297	2
625	52.587	2			9.354	2
750-3	1:02.251	2	19.019	2	9.664	2
875	1:11.949	2			9.697	2
1000-4	1:21.976	2	19.724	2	10.026	2
1125	1:32.107	2			10.131	2
1250-5	1:42.047	2	20.071	2	9.939	2
1375	1:51.742	2			9.694	2
1500-6	2:01.372	2	19.324	2	9.630	2
1625	2:11.349	2			9.976	2
1750-7	2:21.361	2	19.988	2	10.011	2
1875	2:31.676	2			10.315	2
2000-8	2:41.920	2	20.559	2	10.243	2
2125	2:51.795	2			9.875	2
2250-9	3:01.601	2	19.681	2	9.806	2
2375	3:11.449	2			9.848	2
2500-10	3:21.287	2	19.686	2	9.837	2
2625	3:31.446	2			10.158	2
2750-11	3:41.690	2	20.403	2	10.244	2
2875	3:52.259	2			10.569	2
3000-12	4:02.800	2	21.109	2	10.540	2
3125	4:12.971	2			10.171	2
3250-13	4:23.141	2	20.341	2	10.170	2
3375	4:33.249	2			10.107	2
3500-14	4:43.317	2	20.175	2	10.067	2
3625	4:53.587	2			10.270	2
3750-15	5:03.661	2	20.344	2	10.074	2
3875	5:13.922	2			10.260	2
4000-16	5:24.599	2	20.937	2	10.676	2

## Heat 3

900 - LOCAL LEGENDS

Dist	Time	Rk	Lap	Rk	Sect	Rk
125	14.256	2			14.256	2
250-1	23.518	1	23.518	1	9.261	1
375	32.493	1			8.975	1
500-2	41.257	1	17.739	1	8.764	1
625	50.148	1			8.890	1
750-3	58.842	1	17.585	1	8.694	1
875	1:07.682	1			8.839	1
1000-4	1:16.403	1	17.561	1	8.721	1
1125	1:25.244	1			8.840	1
1250-5	1:34.045	1	17.642	1	8.801	1
1375	1:43.039	1			8.993	1
1500-6	1:52.000	1	17.955	1	8.961	1
1625	2:01.087	1			9.086	1
1750-7	2:09.990	1	17.989	1	8.903	1
1875	2:18.960	1			8.969	1
2000-8	2:27.875	1	17.884	1	8.914	1
2125	2:36.909	1			9.033	1
2250-9	2:45.909	1	18.033	1	9.000	1
2375	2:55.043	1			9.134	1
2500-10	3:04.250	1	18.341	1	9.206	1
2625	3:13.535	1			9.285	1
2750-11	3:22.454	1	18.204	1	8.918	1
2875	3:31.505	1			9.051	1
3000-12	3:40.425	1	17.971	1	8.919	1
3125	3:49.382	1			8.957	1
3250-13	3:58.165	1	17.740	1	8.782	1
3375	4:07.034	1			8.868	1
3500-14	4:15.919	1	17.753	1	8.884	1
3625	4:24.922	1			9.003	1
3750-15	4:33.611	1	17.691	1	8.688	1
3875	4:42.464	1			8.853	1
4000-16	4:51.454	1	17.843	1	8.989	1

Generated: 2024-07-14 09:22:00

Timing & Results by One2Go Event Services



# ELITE & PARA-CYCLING TRACK

## NATIONAL CHAMPIONSHIPS

JULY 10-14, 2024 | CARSON, CA



### Start List

#### Men Team Pursuit Qualifying - 4km - 16 Laps

Communique #7.3

World Record	3:42.032	ITALY ITA	Tokyo JPN	3 AUG 2021
American Record	3:52.747	YOUNG/HOLLOWAY/LAMBIE/CROOM USA	Cochabomba BOL	8 SEP 2019

Qualification Rule: The fastest two teams race for 1st and 2nd. Others will be ranked by Qualification time

First team listed starts on the home straight

	Bib	Team	From
Heat 1	912	THE WATER BOYS 6 SIEGEL Alex 32 DAVIS Elliott 41 JAMESON Corey 58 DENMAN William	
Heat 2	911	WATER LINE RACING 10 BOWIE John 12 GALLAGHER Merrick 14 PAUL Wyatt 47 HAGGARD Max	
Heat 3	910	CHANEY WINDOWS AND DOORS 1 JOHNSON Anders 3 ABSHIRE Lance 19 DOMONOSKE David 34 SEGGEBRUCH Spencer	

Generated: 2024-07-13 18:03:23



# ELITE & PARA-CYCLING TRACK

## NATIONAL CHAMPIONSHIPS

JULY 10-14, 2024 | CARSON, CA



### Official Results

#### Men Team Pursuit Qualifying - 4km - 16 Laps

Communique #7.4

World Record	3:42.032	ITALY ITA	Tokyo JPN	3 AUG 2021
American Record	3:52.747	YOUNG/HOLLOWAY/LAMBIE/CROOM USA	Cochabomba BOL	8 SEP 2019

Qualification Rule: The fastest two teams race for 1st and 2nd. Others will be ranked by Qualification time

Place	Bib	Team	1km	2km	3km	Time	km/h
1	910	<b>CHANEY WINDOWS AND DOORS</b> 19 DOMONOSKE David 1 JOHNSON Anders 34 SEGGEBRUCH Spencer 3 ABSHIRE Lance	1:10.177 (1)	2:11.509 (1) 1:01.331 (1)	3:13.788 (1) 1:02.279 (1)	<b>4:15.908</b> 1:02.119 (1)	56.270 <b>Q</b>
2	911	<b>WATER LINE RACING</b> 12 GALLAGHER Merrick 47 HAGGARD Max 10 BOWIE John 14 PAUL Wyatt	1:15.276 (2)	2:23.818 (2) 1:08.542 (2)	3:32.066 (2) 1:08.247 (2)	<b>4:36.312</b> 1:04.245 (2)	52.115 <b>Q</b> +20.404
3	912	<b>THE WATER BOYS</b> 58 DENMAN William 6 SIEGEL Alex 41 JAMESON Corey 32 DAVIS Elliott	1:22.802 (3)	2:47.519 (3) 1:24.717 (3)	4:12.943 (3) 1:25.424 (3)	<b>5:36.575</b> 1:23.631 (3)	42.784 +1:20.667

Generated: 2024-07-14 09:42:41

Timing & Results by One2Go Event Services



# ELITE & PARA-CYCLING TRACK

## NATIONAL CHAMPIONSHIPS

JULY 10-14, 2024 | CARSON, CA



### Detailed Rider Data

#### Men Team Pursuit Qualifying - 4km - 16 Laps

Communique #7.4.Audit

#### Heat 1

912 - THE WATER BOYS

Dist	Time	Rk	Lap	Rk	Sect	Rk
125	12.352	1			12.352	1
250-1	22.496	1	22.496	1	10.144	3
375	32.653	2			10.157	3
500-2	42.992	3	20.496	3	10.339	3
625	53.329	3			10.336	3
750-3	1:03.158	3	20.165	3	9.828	3
875	1:12.951	3			9.792	3
1000-4	1:22.802	3	19.644	3	9.851	3
1125	1:32.978	3			10.175	3
1250-5	1:43.572	3	20.769	3	10.594	3
1375	1:54.292	3			10.720	3
1500-6	2:05.005	3	21.433	3	10.713	3
1625	2:15.706	3			10.700	3
1750-7	2:26.389	3	21.383	3	10.682	3
1875	2:37.023	3			10.634	3
2000-8	2:47.519	3	21.130	3	10.496	3
2125	2:58.251	3			10.731	3
2250-9	3:09.349	3	21.830	3	11.098	3
2375	3:20.163	3			10.813	3
2500-10	3:31.039	3	21.689	3	10.875	3
2625	3:41.666	3			10.627	3
2750-11	3:52.189	3	21.150	3	10.522	3
2875	4:02.554	3			10.365	3
3000-12	4:12.943	3	20.754	3	10.388	3
3125	4:23.348	3			10.404	3
3250-13	4:33.884	3	20.940	3	10.535	3
3375	4:44.362	3			10.478	3
3500-14	4:54.848	3	20.964	3	10.485	3
3625	5:05.312	3			10.463	3
3750-15	5:15.721	3	20.872	3	10.409	3
3875	5:26.046	3			10.325	3
4000-16	5:36.575	3	20.853	3	10.528	3

#### Heat 2



## 911 - WATER LINE RACING

Dist	Time	Rk	Lap	Rk	Sect	Rk
125	14.544	3			14.544	3
250-1	24.074	3	24.074	3	9.529	2
375	32.938	3			8.864	2
500-2	41.429	2	17.355	2	8.491	2
625	49.941	2			8.511	2
750-3	58.248	2	16.819	2	8.307	2
875	1:06.689	2			8.441	2
1000-4	1:15.276	2	17.028	2	8.587	2
1125	1:24.114	2			8.837	2
1250-5	1:32.798	2	17.521	2	8.684	2
1375	1:41.349	2			8.550	2
1500-6	1:49.816	2	17.017	2	8.466	2
1625	1:58.383	2			8.567	2
1750-7	2:06.810	2	16.994	2	8.426	2
1875	2:15.289	2			8.478	2
2000-8	2:23.818	2	17.008	2	8.529	2
2125	2:32.652	2			8.833	2
2250-9	2:41.433	2	17.614	2	8.781	2
2375	2:50.162	2			8.729	2
2500-10	2:58.871	2	17.437	2	8.708	2
2625	3:07.573	2			8.701	2
2750-11	3:15.832	2	16.960	2	8.259	2
2875	3:23.996	2			8.164	2
3000-12	3:32.066	2	16.234	2	8.069	2
3125	3:40.265	2			8.199	2
3250-13	3:48.207	2	16.141	2	7.941	2
3375	3:56.120	2			7.912	2
3500-14	4:03.901	2	15.693	2	7.781	2
3625	4:11.872	2			7.970	2
3750-15	4:19.806	2	15.905	2	7.934	2
3875	4:27.871	2			8.065	2
4000-16	4:36.312	2	16.505	2	8.440	2

## Heat 3

910 - CHANEY WINDOWS AND DOORS

Dist	Time	Rk	Lap	Rk	Sect	Rk
125	14.242	2			14.242	2
250-1	23.046	2	23.046	2	8.803	1
375	31.228	1			8.182	1
500-2	39.082	1	16.035	1	7.853	1
625	46.901	1			7.819	1
750-3	54.605	1	15.523	1	7.703	1
875	1:02.481	1			7.875	1
1000-4	1:10.177	1	15.572	1	7.696	1
1125	1:17.822	1			7.644	1
1250-5	1:25.437	1	15.259	1	7.614	1
1375	1:33.179	1			7.741	1
1500-6	1:40.793	1	15.355	1	7.613	1
1625	1:48.425	1			7.632	1
1750-7	1:56.060	1	15.267	1	7.635	1
1875	2:03.834	1			7.774	1
2000-8	2:11.509	1	15.449	1	7.675	1
2125	2:19.172	1			7.662	1
2250-9	2:26.778	1	15.268	1	7.606	1
2375	2:34.532	1			7.753	1
2500-10	2:42.365	1	15.586	1	7.833	1
2625	2:50.403	1			8.037	1
2750-11	2:58.216	1	15.851	1	7.813	1
2875	3:05.957	1			7.741	1
3000-12	3:13.788	1	15.572	1	7.831	1
3125	3:21.442	1			7.653	1
3250-13	3:29.105	1	15.316	1	7.663	1
3375	3:36.782	1			7.676	1
3500-14	3:44.469	1	15.363	1	7.687	1
3625	3:52.213	1			7.744	1
3750-15	3:59.987	1	15.517	1	7.773	1
3875	4:07.814	1			7.827	1
4000-16	4:15.908	1	15.920	1	8.093	1

Generated: 2024-07-14 09:42:26

Timing & Results by One2Go Event Services



# ELITE & PARA-CYCLING TRACK

NATIONAL CHAMPIONSHIPS  
JULY 10-14, 2024 | CARSON, CA



## Start List

### Women Team Sprint Qualifying - 750m - 3 Laps

Communique #7.5

World Record	45.847 CHINA CHN	Luayang CHN	26 JUN 2024
American Record	48.617 MARQUARDT/AINSLIE/HANKINS USA	Glasgow GBR	3 AUG 2023

Qualification Rule: Fastest two teams race for 1st and 2nd. Third and fourth fastest teams race for 3rd and 4th

First team listed starts on the home straight

	Bib	Team	From
Heat 1	<b>800</b>	FIRST RODEO 120 HAMILTON Catherine 115 ELLISON Jordan 110 MATTSON Megan	
Heat 2	<b>801</b>	SMH 109 WINTZ Mary 136 CHRISTIAN Sylese 125 YOSLOV Hayley	
Heat 3	<b>802</b>	FOLLOW YOUR HART 121 AINSLIE Keely 122 HANKINS Kayla 116 HAYES Emily	
Heat 4	<b>804</b>	MMR 124 FEDEWA Rita 106 MCKEE Mckenna 126 SCHWAB Missy	
Heat 5	<b>803</b>	STAR TRACK 119 DEYE Mia 107 ZUBRIS Kimberly 127 LAWRENCE Stephanie	

Generated: 2024-07-13 17:38:33



# ELITE & PARA-CYCLING TRACK

## NATIONAL CHAMPIONSHIPS

JULY 10-14, 2024 | CARSON, CA



### Official Results

#### Women Team Sprint Qualifying - 750m - 3 Laps

Communique #7.6

World Record	45.847 CHINA CHN	Luayang CHN	26 JUN 2024
American Record	48.617 MARQUARDT/AINSLIE/HANKINS USA	Glasgow GBR	3 AUG 2023

Qualification Rule: Fastest two teams race for 1st and 2nd. Third and fourth fastest teams race for 3rd and 4th

Place	Bib	Team	Lap 1	Lap 2	Time	km/h
1	802	<b>FOLLOW YOUR HART</b> 121 AINSLIE Keely 122 HANKINS Kayla 116 HAYES Emily	20.012 (1)	34.762 (1) 14.749 (1)	<b>50.038</b> 15.276 (1)	53.959 <b>Q</b>
2	804	<b>MMR</b> 124 FEDEWA Rita 106 MCKEE Mckenna 126 SCHWAB Missy	20.175 (2)	35.904 (3) 15.728 (4)	<b>51.202</b> 15.298 (2)	52.732 <b>Q</b> +1.164
3	801	<b>SMH</b> 109 WINTZ Mary 136 CHRISTIAN Sylese 125 YOSLOV Hayley	20.377 (3)	35.687 (2) 15.309 (2)	<b>51.259</b> 15.572 (3)	52.674 <b>Q</b> +1.221
4	803	<b>STAR TRACK</b> 119 DEYE Mia 107 ZUBRIS Kimberly 127 LAWRENCE Stephanie	21.139 (4)	36.730 (4) 15.590 (3)	<b>53.296</b> 16.566 (4)	50.660 <b>Q</b> +3.258
5	800	<b>FIRST RODEO</b> 120 HAMILTON Catherine 115 ELLISON Jordan 110 MATTSON Megan	21.255 (5)	39.474 (5) 18.218 (5)	<b>56.099</b> 16.625 (5)	48.129 +6.061

Generated: 2024-07-14 09:56:16

Timing & Results by One2Go Event Services



# ELITE & PARA-CYCLING TRACK

## NATIONAL CHAMPIONSHIPS

JULY 10-14, 2024 | CARSON, CA



### Detailed Rider Data

#### Women Team Sprint Qualifying - 750m - 3 Laps

Communique #7.6.Audit

#### Heat 1

800 - FIRST RODEO

Dist	Time	Rk	Lap	Rk	Sect	Rk
125	13.073	5			13.073	5
250-1	21.255	5	21.255	5	8.182	4
375	30.593	5			9.337	5
500-2	39.474	5	18.218	5	8.880	5
625	47.944	5			8.469	5
750-3	56.099	5	16.625	5	8.155	4

#### Heat 2

801 - SMH

Dist	Time	Rk	Lap	Rk	Sect	Rk
125	12.438	3			12.438	3
250-1	20.377	3	20.377	3	7.939	3
375	28.042	2			7.664	2
500-2	35.687	2	15.309	2	7.645	2
625	43.362	2			7.675	3
750-3	51.259	3	15.572	3	7.896	3

#### Heat 3

802 - FOLLOW YOUR HART

Dist	Time	Rk	Lap	Rk	Sect	Rk
125	12.183	1			12.183	1
250-1	20.012	1	20.012	1	7.828	1
375	27.342	1			7.330	1
500-2	34.762	1	14.749	1	7.419	1
625	42.253	1			7.491	1
750-3	50.038	1	15.276	1	7.784	2

#### Heat 4

804 - MMR

Dist	Time	Rk	Lap	Rk	Sect	Rk
125	12.299	2			12.299	2
250-1	20.175	2	20.175	2	7.876	2
375	28.135	3			7.960	4
500-2	35.904	3	15.728	4	7.768	3
625	43.515	3			7.611	2
750-3	51.202	2	15.298	2	7.687	1

## Heat 5

803 - STAR TRACK

Dist	Time	Rk	Lap	Rk	Sect	Rk
125	12.952	4			12.952	4
250-1	21.139	4	21.139	4	8.186	5
375	28.904	4			7.765	3
500-2	36.730	4	15.590	3	7.825	4
625	44.852	4			8.122	4
750-3	53.296	4	16.566	4	8.444	5

Generated: 2024-07-14 09:56:05

Timing & Results by One2Go Event Services



# ELITE & PARA-CYCLING TRACK

NATIONAL CHAMPIONSHIPS  
JULY 10-14, 2024 | CARSON, CA



## Start List

### Men Team Sprint Qualifying - 750m - 3 Laps

Communique #7.7

World Record	41.225	NETHERLANDS NED	Berlin GER	26 FEB 2020
American Record	44.031	KOCH/BARANOSKI/MANSKER USA	Mexico City MEX	10 FEB 2013

Qualification Rule: Fastest two teams race for 1st and 2nd. Third and fourth fastest teams race for 3rd and 4th

First team listed starts on the home straight

	Bib	Team	From
Heat 1	<b>816</b>	ANTIQUÉ ROAD SHOW 45 KISSEE Ed 43 NEWMAN Jeff 54 WOLKOFF Jay	
Heat 2	<b>815</b>	THE CALIFORNIA BOYS 39 BONILLA Louis 35 FORD Andrew 4 BAKER Carsten	
Heat 3	<b>812</b>	THE VOLUNTEERS 33 MYERS Reid 56 MANN Zephin 24 RENEAU Sterling	
Heat 4	<b>813</b>	STAR TRACK 48 BUSS Ian 55 ABERS Brian 9 HAUCK Grayson	
Heat 5	<b>811</b>	WATER LINE RACING 41 JAMESON Corey 6 SIEGEL Alex 32 DAVIS Elliott	
Heat 6	<b>810</b>	EDGE CYCLING 17 ROBERTS Nicholas 11 KOLLER Finn 15 CHU Andrew	
Heat 7	<b>814</b>	HARTWELL'S ANGELS 5 BOONE Evan 52 HARTMAN Joshua 53 WALTERS Dalton	

Generated: 2024-07-14 08:15:55



# ELITE & PARA-CYCLING TRACK

## NATIONAL CHAMPIONSHIPS

JULY 10-14, 2024 | CARSON, CA



### Official Results

#### Men Team Sprint Qualifying - 750m - 3 Laps

Communique #7.8

World Record	41.225	NETHERLANDS NED	Berlin GER	26 FEB 2020
American Record	44.031	KOCH/BARANOSKI/MANSKER USA	Mexico City MEX	10 FEB 2013

Qualification Rule: Fastest two teams race for 1st and 2nd. Third and fourth fastest teams race for 3rd and 4th

Place	Bib	Team	Lap 1	Lap 2	Time	km/h
1	814	<b>HARTWELL'S ANGELS</b> 5 BOONE Evan 52 HARTMAN Joshua 53 WALTERS Dalton	18.456 (1)	31.842 (1) 13.386 (1)	<b>45.564</b> 13.722 (1)	59.257 <b>Q</b>
2	812	<b>THE VOLUNTEERS</b> 33 MYERS Reid 56 MANN Zephin 24 RENEAU Sterling	18.964 (2)	32.693 (2) 13.728 (2)	<b>47.324</b> 14.631 (3)	57.054 <b>Q</b> +1.760
3	811	<b>WATER LINE RACING</b> 41 JAMESON Corey 6 SIEGEL Alex 32 DAVIS Elliott	19.021 (3)	33.891 (3) 14.869 (4)	<b>48.189</b> 14.298 (2)	56.029 <b>Q</b> +2.625
4	813	<b>STAR TRACK</b> 48 BUSS Ian 55 ABERS Brian 9 HAUCK Grayson	20.145 (5)	34.979 (4) 14.833 (3)	<b>50.004</b> 15.025 (4)	53.996 <b>Q</b> +4.440
5	815	<b>THE CALIFORNIA BOYS</b> 39 BONILLA Louis 35 FORD Andrew 4 BAKER Carsten	19.289 (4)	35.454 (5) 16.164 (6)	<b>51.580</b> 16.126 (6)	52.346 +6.016
6	816	<b>ANTIQUE ROAD SHOW</b> 45 KISSEE Ed 43 NEWMAN Jeff 54 WOLKOFF Jay	22.742 (6)	38.681 (6) 15.939 (5)	<b>54.534</b> 15.853 (5)	49.510 +8.970
DNF	810	<b>EDGE CYCLING</b> 17 ROBERTS Nicholas 11 KOLLER Finn 15 CHU Andrew				

Generated: 2024-07-14 10:29:20





# ELITE & PARA-CYCLING TRACK

## NATIONAL CHAMPIONSHIPS

JULY 10-14, 2024 | CARSON, CA



### Detailed Rider Data

#### Men Team Sprint Qualifying - 750m - 3 Laps

Communique #7.8.Audit

#### Heat 1

816 - ANTIQUE ROAD SHOW

Dist	Time	Rk	Lap	Rk	Sect	Rk
125	13.833	6			13.833	6
250-1	22.742	6	22.742	6	8.908	6
375	30.875	6			8.133	6
500-2	38.681	6	15.939	5	7.806	5
625	46.522	6			7.841	6
750-3	54.534	6	15.853	5	8.011	5

#### Heat 2

815 - THE CALIFORNIA BOYS

Dist	Time	Rk	Lap	Rk	Sect	Rk
125	11.874	4			11.874	4
250-1	19.289	4	19.289	4	7.415	4
375	26.992	4			7.702	4
500-2	35.454	5	16.164	6	8.462	6
625	43.235	5			7.781	5
750-3	51.580	5	16.126	6	8.345	6

#### Heat 3

812 - THE VOLUNTEERS

Dist	Time	Rk	Lap	Rk	Sect	Rk
125	11.611	2			11.611	2
250-1	18.964	2	18.964	2	7.352	3
375	25.795	2			6.831	2
500-2	32.693	2	13.728	2	6.897	2
625	39.819	2			7.126	3
750-3	47.324	2	14.631	3	7.505	3

#### Heat 4

## 813 - STAR TRACK

Dist	Time	Rk	Lap	Rk	Sect	Rk
125	12.418	5			12.418	5
250-1	20.145	5	20.145	5	7.727	5
375	27.498	5			7.352	3
500-2	34.979	4	14.833	3	7.480	4
625	42.351	4			7.372	4
750-3	50.004	4	15.025	4	7.652	4

## Heat 5

### 811 - WATER LINE RACING

Dist	Time	Rk	Lap	Rk	Sect	Rk
125	11.865	3			11.865	3
250-1	19.021	3	19.021	3	7.155	1
375	26.789	3			7.767	5
500-2	33.891	3	14.869	4	7.101	3
625	40.981	3			7.090	2
750-3	48.189	3	14.298	2	7.208	2

## Heat 6

### 810 - EDGE CYCLING

DNF

## Heat 7

### 814 - HARTWELL'S ANGELS

Dist	Time	Rk	Lap	Rk	Sect	Rk
125	11.251	1			11.251	1
250-1	18.456	1	18.456	1	7.204	2
375	25.172	1			6.716	1
500-2	31.842	1	13.386	1	6.670	1
625	38.603	1			6.760	1
750-3	45.564	1	13.722	1	6.961	1

Generated: 2024-07-14 10:28:42

Timing & Results by One2Go Event Services



# ELITE & PARA-CYCLING TRACK

## NATIONAL CHAMPIONSHIPS

JULY 10-14, 2024 | CARSON, CA



### Start List

#### Women Team Pursuit Final - 4km - 16 Laps

Communique #7.9

World Record	4:04.242	GERMANY GER	Tokyo JPN	3 AUG 2021
American Record	4:11.229	DYGERT/VALENTE/WHITE/WILLIAMS USA	Berlin GER	26 FEB 2020

First team listed starts on the home straight

	Bib	Team	From
For Gold	<b>900</b>	LOCAL LEGENDS 101 PATRICK Chloe 118 BATES Hayley 128 JAMES Morgan 129 GULICK Colleen	
	<b>901</b>	TEAM LAST MINUTE 103 RUTECKI Julianna 117 GONZALEZ Amanda 123 KENDALL Kat 135 VOTAVA Candice	

Generated: 2024-07-14 09:22:31



# ELITE & PARA-CYCLING TRACK

## NATIONAL CHAMPIONSHIPS

JULY 10-14, 2024 | CARSON, CA



### Official Results

#### Women Team Pursuit Final - 4km - 16 Laps

Communique #7.10

World Record	4:04.242	GERMANY GER	Tokyo JPN	3 AUG 2021
American Record	4:11.229	DYGERT/VALENTE/WHITE/WILLIAMS USA	Berlin GER	26 FEB 2020

Place	Bib	Team	1km	2km	3km	Time	km/h
<b>For Gold</b>							
1	900	<b>LOCAL LEGENDS</b> 101 PATRICK Chloe 128 JAMES Morgan 118 BATES Hayley 129 GULICK Colleen	1:15.154				
OVL	901	<b>TEAM LAST MINUTE</b> 117 GONZALEZ Amanda 123 KENDALL Kat 103 RUTECKI Julianna 135 VOTAVA Candice				OVL	

Generated: 2024-07-14 10:33:42



# ELITE & PARA-CYCLING TRACK

## NATIONAL CHAMPIONSHIPS

JULY 10-14, 2024 | CARSON, CA



### Official Results

#### Women Team Pursuit Final Classification

Communique #0.0.1

Place	Bib	Team	Time
<b>Gold</b>	<b>900</b>	<b>LOCAL LEGENDS</b> 101 PATRICK Chloe 118 BATES Hayley 128 JAMES Morgan 129 GULICK Colleen	
<b>Silver</b>	<b>901</b>	<b>TEAM LAST MINUTE</b> 103 RUTECKI Julianna 117 GONZALEZ Amanda 123 KENDALL Kat 135 VOTAVA Candice	OVL
<b>Bronze</b>	<b>902</b>	<b>20 MINUTES TO GO</b> 110 MATTSON Megan 111 WELLS Mackenzie 115 ELLISON Jordan 120 HAMILTON Catherine	6:26.547

Generated: 2024-07-14 10:41:55

Timing & Results by One2Go Event Services



# ELITE & PARA-CYCLING TRACK

## NATIONAL CHAMPIONSHIPS

JULY 10-14, 2024 | CARSON, CA



### Detailed Rider Data

#### Women Team Pursuit Final - 4km - 16 Laps

Communique #7.10.Audit

#### For Gold

900 - LOCAL LEGENDS

Dist	Time	Rk	Lap	Rk	Sect	Rk
125	14.352	1			13.352	2
250-1	23.479	1	22.479	2	9.126	1
375	32.288	1			8.809	1
500-2	40.876	1	17.396	1	8.587	1
625	49.581	1			8.705	1
750-3	58.040	1	17.164	1	8.458	1
875	1:06.615	1			8.575	1
1000-4	1:15.154	1	17.113	1	8.538	1
1125	1:23.859	1			8.705	1
1250-5	1:32.564	1	17.410	1	8.705	1
4000-16	1.000	1	1.000	1	1.000	1

901 - TEAM LAST MINUTE

OVL

Generated: 2024-07-14 10:33:51



# ELITE & PARA-CYCLING TRACK

## NATIONAL CHAMPIONSHIPS

JULY 10-14, 2024 | CARSON, CA



### Start List

#### Men Team Pursuit Final - 4km - 16 Laps

Communique #7.11

World Record	3:42.032	ITALY ITA	Tokyo JPN	3 AUG 2021
American Record	3:52.747	YOUNG/HOLLOWAY/LAMBIE/CROOM USA	Cochabomba BOL	8 SEP 2019

First team listed starts on the home straight

	Bib	Team	From
For Gold	<b>910</b>	CHANEY WINDOWS AND DOORS 1 JOHNSON Anders 3 ABSHIRE Lance 19 DOMONOSKE David 34 SEGGEBRUCH Spencer	
	<b>911</b>	WATER LINE RACING 10 BOWIE John 12 GALLAGHER Merrick 14 PAUL Wyatt 47 HAGGARD Max	

Generated: 2024-07-14 09:42:48



# ELITE & PARA-CYCLING TRACK

## NATIONAL CHAMPIONSHIPS

JULY 10-14, 2024 | CARSON, CA



### Official Results

#### Men Team Pursuit Final - 4km - 16 Laps

Communique #7.12

World Record	3:42.032	ITALY ITA	Tokyo JPN	3 AUG 2021
American Record	3:52.747	YOUNG/HOLLOWAY/LAMBIE/CROOM USA	Cochabomba BOL	8 SEP 2019

Place	Bib	Team	1km	2km	3km	Time	km/h
<b>For Gold</b>							
1	910	<b>CHANEY WINDOWS AND DOORS</b> 19 DOMONOSKE David 1 JOHNSON Anders 34 SEGGEBRUCH Spencer 3 ABSHIRE Lance	1:08.357	2:07.710 59.353			
OVL	911	<b>WATER LINE RACING</b> 12 GALLAGHER Merrick 47 HAGGARD Max 10 BOWIE John 14 PAUL Wyatt					OVL

Generated: 2024-07-14 10:39:33





# ELITE & PARA-CYCLING TRACK

NATIONAL CHAMPIONSHIPS  
JULY 10-14, 2024 | CARSON, CA



## Official Results

### Men Team Pursuit Final Classification

Communique #0.0.1

Place	Bib	Team	Time
Gold	910	<b>CHANEY WINDOWS AND DOORS</b> 1 JOHNSON Anders 3 ABSHIRE Lance 19 DOMONOSKE David 34 SEGGEBRUCH Spencer	
Silver	911	<b>WATER LINE RACING</b> 10 BOWIE John 12 GALLAGHER Merrick 14 PAUL Wyatt 47 HAGGARD Max	OVL
Bronze	912	<b>THE WATER BOYS</b> 6 SIEGEL Alex 32 DAVIS Elliott 41 JAMESON Corey 58 DENMAN William	5:36.575

Generated: 2024-07-14 10:41:59

Timing & Results by One2Go Event Services



# ELITE & PARA-CYCLING TRACK

## NATIONAL CHAMPIONSHIPS

JULY 10-14, 2024 | CARSON, CA



### Detailed Rider Data

#### Men Team Pursuit Final - 4km - 16 Laps

Communique #7.12.Audit

#### For Gold

910 - CHANEY WINDOWS AND DOORS

Dist	Time	Rk	Lap	Rk	Sect	Rk
125	14.142	1			13.142	2
250-1	22.735	1	21.735	2	8.593	2
375	30.622	1			7.886	1
500-2	38.235	1	15.499	1	7.613	1
625	45.763	1			7.527	1
750-3	53.299	1	15.064	1	7.536	1
875	1:00.730	1			7.430	1
1000-4	1:08.357	1	15.057	1	7.626	1
1125	1:15.774	1			7.417	1
1250-5	1:23.208	1	14.851	1	7.433	1
1375	1:30.617	1			7.409	1
1500-6	1:38.211	1	15.003	1	7.593	1
1625	1:45.584	1			7.373	1
1750-7	1:52.939	1	14.728	1	7.354	1
1875	2:00.273	1			7.334	1
2000-8	2:07.710	1	14.770	1	7.436	1
2125	2:14.980	1			7.270	1
2250-9	2:22.210	1	14.500	1	7.229	1
2375	2:29.258	1			7.048	1
2500-10	2:36.692	1	14.482	1	7.434	1
4000-16	1.000	1	1.000	1	1.000	1

911 - WATER LINE RACING

OVL

Generated: 2024-07-14 10:39:40



# ELITE & PARA-CYCLING TRACK

## NATIONAL CHAMPIONSHIPS

JULY 10-14, 2024 | CARSON, CA



### Start List

#### Women Team Sprint Final - 750m - 3 Laps

Communique #7.13

World Record	45.847	CHINA CHN	Luayang CHN	26 JUN 2024
American Record	48.617	MARQUARDT/AINSLIE/HANKINS USA	Glasgow GBR	3 AUG 2023

First team listed starts on the home straight

	Bib	Team	From
For Bronze	801	SMH 109 WINTZ Mary 136 CHRISTIAN Sylese 125 YOSLOV Hayley	
	803	STAR TRACK 119 DEYE Mia 107 ZUBRIS Kimberly 127 LAWRENCE Stephanie	
For Gold	802	FOLLOW YOUR HART 121 AINSLIE Keely 122 HANKINS Kayla 116 HAYES Emily	
	804	MMR 124 FEDEWA Rita 106 MCKEE Mckenna 126 SCHWAB Missy	

Generated: 2024-07-14 09:56:27



# ELITE & PARA-CYCLING TRACK

## NATIONAL CHAMPIONSHIPS

JULY 10-14, 2024 | CARSON, CA



### Official Results

#### Women Team Sprint Final - 750m - 3 Laps

Communique #7.14

World Record	45.847	CHINA CHN	Luayang CHN	26 JUN 2024
American Record	48.617	MARQUARDT/AINSLIE/HANKINS USA	Glasgow GBR	3 AUG 2023

Place	Bib	Team	Lap 1	Lap 2	Time	km/h
<b>For Bronze</b>						
1	801	<b>SMH</b> 109 WINTZ Mary 136 CHRISTIAN Sylese 125 YOSLOV Hayley	20.218	35.213 14.995	<b>50.725</b> 15.512	53.228
2	803	<b>STAR TRACK</b> 119 DEYE Mia 107 ZUBRIS Kimberly 127 LAWRENCE Stephanie	21.215	36.714 15.498	<b>52.915</b> 16.201	51.025 +2.190
<b>For Gold</b>						
1	802	<b>FOLLOW YOUR HART</b> 121 AINSLIE Keely 122 HANKINS Kayla 116 HAYES Emily	19.756	34.237 14.480	<b>49.165</b> 14.928	54.917
2	804	<b>MMR</b> 124 FEDEWA Rita 106 MCKEE Mckenna 126 SCHWAB Missy	20.063	36.233 16.170	<b>51.377</b> 15.143	52.553 +2.212

Generated: 2024-07-14 10:52:12



# ELITE & PARA-CYCLING TRACK

## NATIONAL CHAMPIONSHIPS

JULY 10-14, 2024 | CARSON, CA



### Official Results

#### Women Team Sprint Final Classification

Communique #0.0.1

Place	Bib	Team	Time
Gold	802	<b>FOLLOW YOUR HART</b> 116 HAYES Emily 121 AINSLIE Keely 122 HANKINS Kayla	49.165
Silver	804	<b>MMR</b> 106 MCKEE Mckenna 124 FEDEWA Rita 126 SCHWAB Missy	51.377
Bronze	801	<b>SMH</b> 109 WINTZ Mary 125 YOSLOV Hayley 136 CHRISTIAN Sylese	50.725
4	803	<b>STAR TRACK</b> 107 ZUBRIS Kimberly 119 DEYE Mia 127 LAWRENCE Stephanie	52.915
5	800	<b>FIRST RODEO</b> 110 MATTSON Megan 115 ELLISON Jordan 120 HAMILTON Catherine	56.099

Generated: 2024-07-14 10:58:55

Timing & Results by One2Go Event Services



# ELITE & PARA-CYCLING TRACK

## NATIONAL CHAMPIONSHIPS

JULY 10-14, 2024 | CARSON, CA



### Detailed Rider Data

#### Women Team Sprint Final - 750m - 3 Laps

Communique #7.14.Audit

#### For Bronze

##### 801 - SMH

Dist	Time	Rk	Lap	Rk	Sect	Rk
125	12.337	1			12.337	1
250-1	20.218	1	20.218	1	7.880	1
375	27.681	1			7.463	1
500-2	35.213	1	14.995	1	7.532	1
625	42.881	1			7.668	1
750-3	50.725	1	15.512	1	7.844	1

##### 803 - STAR TRACK

Dist	Time	Rk	Lap	Rk	Sect	Rk
125	13.031	2			13.031	2
250-1	21.215	2	21.215	2	8.184	2
375	28.968	2			7.752	2
500-2	36.714	2	15.498	2	7.746	2
625	44.680	2			7.965	2
750-3	52.915	2	16.201	2	8.235	2

#### For Gold

##### 802 - FOLLOW YOUR HART

Dist	Time	Rk	Lap	Rk	Sect	Rk
125	12.028	1			12.028	1
250-1	19.756	1	19.756	1	7.727	2
375	26.985	1			7.228	1
500-2	34.237	1	14.480	1	7.251	1
625	41.582	1			7.345	1
750-3	49.165	1	14.928	1	7.583	2

##### 804 - MMR

Dist	Time	Rk	Lap	Rk	Sect	Rk
125	12.336	2			12.336	2
250-1	20.063	2	20.063	2	7.726	1
375	28.489	2			8.426	2
500-2	36.233	2	16.170	2	7.744	2
625	43.845	2			7.611	2
750-3	51.377	2	15.143	2	7.531	1

Generated: 2024-07-14 10:51:53



# ELITE & PARA-CYCLING TRACK

## NATIONAL CHAMPIONSHIPS

JULY 10-14, 2024 | CARSON, CA



### Start List

#### Men Team Sprint Final - 750m - 3 Laps

Communique #7.15

World Record	41.225	NETHERLANDS NED	Berlin GER	26 FEB 2020
American Record	44.031	KOCH/BARANOSKI/MANSKER USA	Mexico City MEX	10 FEB 2013

First team listed starts on the home straight

	Bib	Team	From
For Bronze	811	WATER LINE RACING 41 JAMESON Corey 6 SIEGEL Alex 32 DAVIS Elliott	
	813	STAR TRACK 48 BUSS Ian 55 ABERS Brian 9 HAUCK Grayson	
For Gold	814	HARTWELL'S ANGELS 5 BOONE Evan 52 HARTMAN Joshua 53 WALTERS Dalton	
	812	THE VOLUNTEERS 33 MYERS Reid 56 MANN Zephin 24 RENEAU Sterling	

Generated: 2024-07-14 10:29:14



# ELITE & PARA-CYCLING TRACK

## NATIONAL CHAMPIONSHIPS

JULY 10-14, 2024 | CARSON, CA



### Official Results

#### Men Team Sprint Final - 750m - 3 Laps

Communique #7.16

World Record	41.225	NETHERLANDS NED	Berlin GER	26 FEB 2020
American Record	44.031	KOCH/BARANOSKI/MANSKER USA	Mexico City MEX	10 FEB 2013

Place	Bib	Team	Lap 1	Lap 2	Time	km/h
<b>For Bronze</b>						
1	811	<b>WATER LINE RACING</b> 41 JAMESON Corey 6 SIEGEL Alex 32 DAVIS Elliott	18.952	33.469 14.517	<b>47.611</b> 14.141	56.710
2	813	<b>STAR TRACK</b> 48 BUSS Ian 55 ABERS Brian 9 HAUCK Grayson	19.973	34.534 14.560	<b>49.495</b> 14.960	54.551 +1.884
<b>For Gold</b>						
1	814	<b>HARTWELL'S ANGELS</b> 5 BOONE Evan 52 HARTMAN Joshua 53 WALTERS Dalton	18.251	31.478 13.226	<b>44.894</b> 13.415	60.142
2	812	<b>THE VOLUNTEERS</b> 33 MYERS Reid 56 MANN Zephin 24 RENEAU Sterling	18.890	32.591 13.701	<b>47.342</b> 14.751	57.032 +2.448

Generated: 2024-07-14 10:58:26





# ELITE & PARA-CYCLING TRACK

## NATIONAL CHAMPIONSHIPS

JULY 10-14, 2024 | CARSON, CA



### Official Results

#### Men Team Sprint Final Classification

Communique #0.0.1

Place	Bib	Team	Time
Gold	814	<b>HARTWELL'S ANGELS</b> 5 BOONE Evan 52 HARTMAN Joshua 53 WALTERS Dalton	44.894
Silver	812	<b>THE VOLUNTEERS</b> 24 RENEAU Sterling 33 MYERS Reid 56 MANN Zephin	47.342
Bronze	811	<b>WATER LINE RACING</b> 6 SIEGEL Alex 32 DAVIS Elliott 41 JAMESON Corey	47.611
4	813	<b>STAR TRACK</b> 9 HAUCK Grayson 48 BUSS Ian 55 ABERS Brian	49.495
5	815	<b>THE CALIFORNIA BOYS</b> 4 BAKER Carsten 35 FORD Andrew 39 BONILLA Louis	51.580
6	816	<b>ANTIQUE ROAD SHOW</b> 43 NEWMAN Jeff 45 KISSEE Ed 54 WOLKOFF Jay	54.534

Generated: 2024-07-14 10:58:31



# ELITE & PARA-CYCLING TRACK

## NATIONAL CHAMPIONSHIPS

JULY 10-14, 2024 | CARSON, CA



### Detailed Rider Data

#### Men Team Sprint Final - 750m - 3 Laps

Communique #7.16.Audit

#### For Bronze

##### 811 - WATER LINE RACING

Dist	Time	Rk	Lap	Rk	Sect	Rk
125	11.874	1			11.874	1
250-1	18.952	1	18.952	1	7.077	1
375	26.448	1			7.496	2
500-2	33.469	1	14.517	1	7.020	1
625	40.464	1			6.994	1
750-3	47.611	1	14.141	1	7.147	1

##### 813 - STAR TRACK

Dist	Time	Rk	Lap	Rk	Sect	Rk
125	12.316	2			12.316	2
250-1	19.973	2	19.973	2	7.657	2
375	27.181	2			7.207	1
500-2	34.534	2	14.560	2	7.353	2
625	41.877	2			7.342	2
750-3	49.495	2	14.960	2	7.618	2

#### For Gold

##### 814 - HARTWELL'S ANGELS

Dist	Time	Rk	Lap	Rk	Sect	Rk
125	11.096	1			11.096	1
250-1	18.251	1	18.251	1	7.155	1
375	24.884	1			6.633	1
500-2	31.478	1	13.226	1	6.593	1
625	38.110	1			6.632	1
750-3	44.894	1	13.415	1	6.783	1

##### 812 - THE VOLUNTEERS

Dist	Time	Rk	Lap	Rk	Sect	Rk
125	11.554	2			11.554	2
250-1	18.890	2	18.890	2	7.336	2
375	25.737	2			6.847	2
500-2	32.591	2	13.701	2	6.853	2
625	39.914	2			7.323	2
750-3	47.342	2	14.751	2	7.427	2

Generated: 2024-07-14 10:58:41



# ELITE & PARA-CYCLING TRACK



NATIONAL CHAMPIONSHIPS  
JULY 10-14, 2024 | CARSON, CA

## Medal Ceremony

### Women Team Pursuit Final

Place	Bib	Team	From
Gold	900	<b>LOCAL LEGENDS</b> 101 PATRICK Chloe 118 BATES Hayley 128 JAMES Morgan 129 GULICK Colleen	
Silver	901	<b>TEAM LAST MINUTE</b> 103 RUTECKI Julianna 117 GONZALEZ Amanda 123 KENDALL Kat 135 VOTAVA Candice	
Bronze	902	<b>20 MINUTES TO GO</b> 110 MATTSON Megan 111 WELLS Mackenzie 115 ELLISON Jordan 120 HAMILTON Catherine	

### Men Team Pursuit Final

Place	Bib	Team	From
Gold	910	<b>CHANEY WINDOWS AND DOORS</b> 1 JOHNSON Anders 3 ABSHIRE Lance 19 DOMONOSKE David 34 SEGGEBRUCH Spencer	
Silver	911	<b>WATER LINE RACING</b> 10 BOWIE John 12 GALLAGHER Merrick 14 PAUL Wyatt 47 HAGGARD Max	
Bronze	912	<b>THE WATER BOYS</b> 6 SIEGEL Alex 32 DAVIS Elliott 41 JAMESON Corey 58 DENMAN William	

### Women Team Sprint Final

Place	Bib	Team	From
<b>Gold</b>	<b>802</b>	<b>FOLLOW YOUR HART</b> 116 HAYES Emily 121 AINSLIE Keely 122 HANKINS Kayla	
<b>Silver</b>	<b>804</b>	<b>MMR</b> 106 MCKEE Mckenna 124 FEDEWA Rita 126 SCHWAB Missy	
<b>Bronze</b>	<b>801</b>	<b>SMH</b> 109 WINTZ Mary 125 YOSLOV Hayley 136 CHRISTIAN Sylese	

### Men Team Sprint Final

Place	Bib	Team	From
<b>Gold</b>	<b>814</b>	<b>HARTWELL'S ANGELS</b> 5 BOONE Evan 52 HARTMAN Joshua 53 WALTERS Dalton	
<b>Silver</b>	<b>812</b>	<b>THE VOLUNTEERS</b> 24 RENEAU Sterling 33 MYERS Reid 56 MANN Zephin	
<b>Bronze</b>	<b>811</b>	<b>WATER LINE RACING</b> 6 SIEGEL Alex 32 DAVIS Elliott 41 JAMESON Corey	

Generated: 2024-07-14 10:58:58